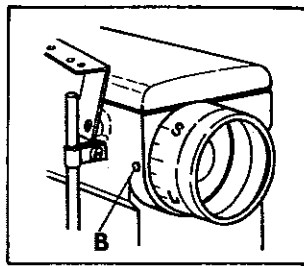
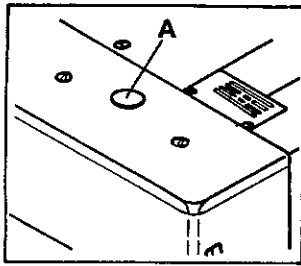


FG-666

零件手冊&使用說明書

1 車縫線跡長度之調整

ADJUSTMENT OF STITCH LENGTH



※調整線跡長度前，務必先將電機馬達關掉。

※線跡長度可連續調整從1.4mm至3.6mm。

1. 左手輕按下按鈕(A)，當感覺(A)輕觸內部零件時，以右手轉動手轉盤直至按鈕(A)陷入，然後用力壓住按鈕(A)並轉動手轉盤至所需之位置。
2. 轉盤向右轉動，刻度(L)愈接近(B)點，能取得愈長之線跡。當(L)對準(B)點時，車縫線跡長度約為3.6mm。
3. 反之，轉盤向左轉動，刻度(S)愈接近(B)點，線跡愈短。當(S)對準(B)點時，車縫線跡長度約為1.4mm。
4. 注意：即使刻度位置相同不變時，線跡長度仍會因使用之布料種類，厚薄不同而相異。因此，適度的調整是必要的。
5. 下圖供參考之用：

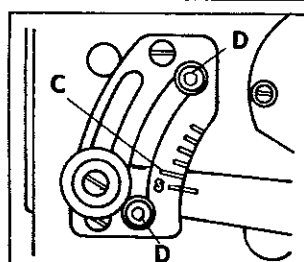
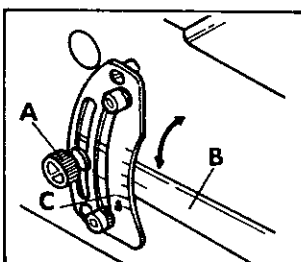
※ WHEN CHANGING STITCH LENGTH, TURN SWITCH OF MOTOR "OFF" WITHOUT FAIL.

※ STITCH LENGTH CAN BE ADJUSTED CONTINUOUSLY FROM 1.4MM TO 3.6MM.

1. PRESS PUSH-BUTTON (A) WITH LEFT HAND LIGHTLY UNTIL ITS TIP CAN BE NOTICED TO TOUCH INNER PARTS. PRESS IT LIGHTLY, TURN HANDWHEEL WITH RIGHT HAND UNTIL THE PUSH-BUTTON DROPS IN, THEN PRESS ON THE PUSH-BUTTON STRONGLY AND TURN THE HANDWHEEL.
2. WHEN GETTING GRADUATION "L" CLOSER TO MARK (B) BY TURNING HANDWHEEL TO THE RIGHT, THE STITCH LENGTH BECOMES LONG. AT THE POSITION "L" - THE STITCH LENGTH IS ABOUT 3.6MM.
3. WHEN GETTING GRADUATION "S" CLOSER TO MARK (B) BY TURNING HANDWHEEL TO THE LEFT, THE STITCH LENGTH BECOMES SHORT. AT THE POSITION "S" - THE STITCH LENGTH IS ABOUT 1.4MM.
4. NOTE: EVEN WITH SAME GRADUATION, THE STITCH LENGTH VARIES ACCORDING TO THE KIND AND THICKNESS OF FABRICS AS WELL AS THE AMOUNT OF DIFFERENTIAL, ETC..
5. THE TABLE BELOW SHOWS THE NUMBER OF STITCHES PER INCH AND PER 30MM.:

線跡長度 Stitch Length (mm.)	針 數 Stitches per-	
	每英寸 inch	每30mm. 30mm.
3.6	7	8
2.4	10.5	12.5
1.4	18	21

2 送布器差動比之調整 ADJUSTMENT OF DIFFERENTIAL FEED



1. 放鬆螺絲(A)，藉由(B)桿之上下移動，可獲得所需之差動比，調整後再栓緊螺絲(A)。
2. 當(B)桿上之刻度調至(C)點時，主送布器與差動送布器比例為1:1。
3. 當(B)桿上之刻度調整至高於(C)點以上之任何一點時，均為正常之送布差動，其比例依次分別為1:1.25, 1:1.50, 1:1.75, 1:2。(均為正常之“縮縫”)
4. 當(B)桿上之刻度調降至(S)點時，可取得“反向差動”(伸縫)，其差動比為1:0.70。

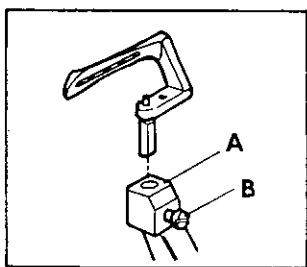
5. 調整2顆螺絲(D)間之距離，可決定所需調整範圍之上下限。

6. 注意：根據不同之車縫線跡長度的調整，送布器之差動比的範圍亦會改變。(請參考左下圖)

1. NORMAL DIFFERENTIAL FEED (SHRINK SEWING): LOOSEN NUT (A), MOVING LEVER (B) UP AND DOWN AND SET IT AT THE DESIRED POSITION BY TIGHTENING NUT (A).
2. WHEN LEVER IS SET AT GRADUATION (LONG ONE) (C), THE RATIO OF MAIN FEED TO DIFFERENTIAL FEED IS 1:1.
3. WHEN LEVER IS RAISED ABOVE GRADUATION (C), IT BECOMES NORMAL DIFFERENTIAL FEED. THE GRADUATION OF UPPER PART REPRESENT 1:1.25, 1:1.50, 1:1.75, 1:2.0 IN ORDER FROM THE BOTTOM.
4. WHEN THE LEVER IS LOWERED BELOW GRADUATION (C), THE FEED BECOMES REVERSE DIFFERENTIAL FEED. WHEN IT IS SET AT "S", THE RATIO OF MAIN FEED TO DIFFERENTIAL FEED IS 1:0.70.
5. FIX STOPPER (D) (2 PCS.) AT THE DESIRED POSITION TO SET UP-PER AND LOWER LIMITS BETWEEN WHICH LEVER IS MOVED UP AND DOWN.
6. NOTE: THE RANGE OF DIFFERENTIAL RATIO VARIES ACCORDING TO THE STITCH LENGTH.

線跡長度 stitch length	(最大) 正常 (縮縫) 之差動比 max. normal differential ratio	(最大) 反間 (伸縫) 之差動比 max. reverse differential ratio
3.6 mm	1:1.2	1:0.7
2.5 mm	1:1.6	1:0.7
2.0 mm	1:1.8	1:0.7
1.4 mm	1:2	1:0.7

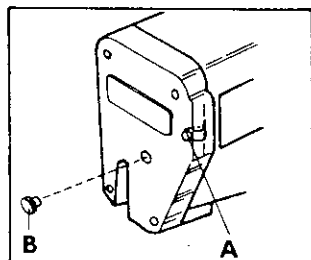
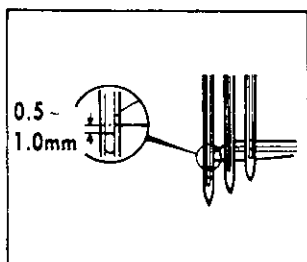
3 彎針的高度及角度之固定 FIXING ANGLE AND HEIGHT OF LOOPER



彎針的標準高度及角度：將彎針置入彎針座(A)孔中（放到底），然後鎖緊螺絲(B)即可。

INSERT LOOPER ALL THE WAY INTO LOOPER HOLDER (A) AND TIGHTEN IT WITH SCREW (B). THEN THE HEIGHT AND FIXING ANGLE (3°) ARE SET ACCORDINGLY.

4 針棒的高度位置調整 HEIGHT OF NEEDLE BAR



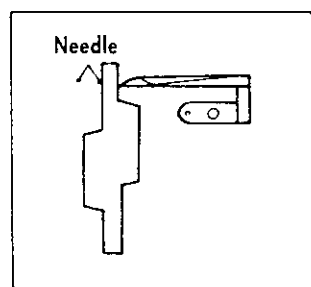
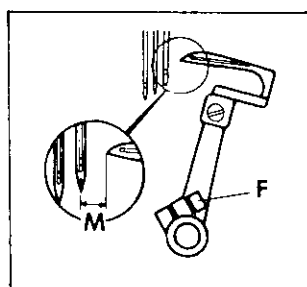
1. WHEN THE TIP OF LOOPER COMES TO THE CENTER OF LEFT NEEDLE, THE LOOPER MUST PASS 0.5 - 1.0MM. ABOVE THE UPPER END OF EYE, THAT IS, THE HEIGHT OF NEEDLE IS SET ON THE BASIS OF LOOPER.

OF COURSE THE NEEDLE MUST BE INSERTED INTO THE HOLE OF NEEDLE CLAMP PERFECTLY AND LOOPER MUST BE INSERTED ALL THE WAY INTO LOOPER HOLDER.

2. THE ADJUSTMENT OF HEIGHT OF NEEDLE IS MADE BY REMOVING THE RUBBER SCREW (B) AND INSERTING A SCREWDRIVER THROUGH THE HOLE (A) OF HEAD COVER, LOOSENING SCREW.

- 當彎針向左游走至最左邊車針之中心線時，彎針的針尖與該車針孔的上緣距離應為0.5~1.0mm。也就是說車針的標準高度與彎針是息息相關的。
- 拔開車頭前蓋之橡膠栓(B)，伸入螺絲起子放鬆內部螺絲(A)，便可調整車針之高底。

5 彎針與車針（橫向）的距離關係 MOVEMENT OF LOOPER TO THE RIGHT



(車針之針距) Needle Distance (Mark)	("M"所代表之距離) Movement of Looper to the Right
3.2 mm (A)	4.4 mm
4.0 mm (B)	4.0 mm
4.8 mm (C)	3.6 mm
5.6 mm (D)	3.2 mm
6.4 mm (E)	2.8 mm

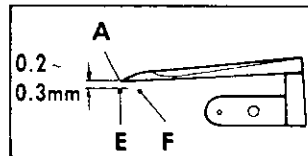
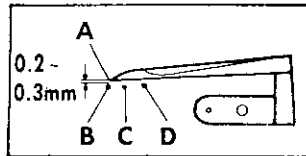
- 將車針下降到底，彎針調至最右，此時彎針針尖至車針中心線之距離(M)是隨著“車針針距”的不同而異。但彎針針尖至針棒中心線間之距離應保持不變(6mm)。
 - 上述及右上圖所示之正確距離可藉由放鬆螺絲(F)調整彎針座來取得。
 - 右上圖所示之各標準距離亦可輕易藉由“量規”而取得。（“量規”非標準配件，請與本公司或當地代理、經銷商洽購）。
1. WHEN NEEDLE IS AT ITS LOWEST POSITION AND LOOPER COMES ALL THE WAY TO THE RIGHT, "MOVEMENT OF

LOOPER TO THE RIGHT" - (M) [DISTANCE BETWEEN THE TIP OF LOOPER AND THE CENTER OF NEEDLE] - IS DIFFERENT ACCORDING TO THE NEEDLE DISTANCE.

NOTE: THE DISTANCE TO THE TIP OF LOOPER FROM THE CENTER OF NEEDLE BAR IS ALWAYS 6MM. REGARDLESS OF NEEDLE DISTANCE.

- ADJUST THE "MOVEMENT OF LOOPER TO THE RIGHT" AS SHOWN IN THE TABLE ABOVE. THE ADJUSTMENT IS MADE BY LOOSENING SCREW (F) OF LOOPER HOLDER.
- THE ADJUSTMENT FOR MOVEMENT TO THE RIGHT CAN BE MADE EASILY BY USING TIMING GAUGE. (TIMING GAUGE IS AN EXTRA PART, PLEASE PLACE AN ORDER WITH OUR AGENTS OR DIRECTLY WITH US)

6 彎針與車針之間(縱面)的間隙關係 LONGITUDINAL POSITION OF NEEDLE AND LOOPER



■ 三針繡縫車：

1. 當彎針針尖(A)遊走至最左支車針(B)位置時，(A)與(B)之間間隙應為0.2mm~0.3mm。
2. 當彎針針尖(A)遊走至車針(C)位置時，(A)與(C)之間間隙應為0.05mm~0.15mm。
3. 當彎針針尖(A)遊走至車針(D)位置時，(A)與(D)之間間隙應為0~0.05mm。
4. 當彎針針尖(A)遊走至車針(D)位置，而與(D)相觸時，請調整“(後)針護器”。

以上取得上述第3點之正確間隙〔註：“針護器”一請參閱第7頁第19項〕。

■ 二針繡縫車：

1. 當彎針針尖(A)遊走至最左支車針(E)位置時，(A)與(E)之間間隙應為0.2mm~0.3mm。
2. 當彎針針尖(A)遊走至車針(F)位置時，(A)與(F)之間間隙應為0~0.05mm。

※放鬆彎針座上之螺絲以調整出上述(A)與(F)間之

標準間隙。

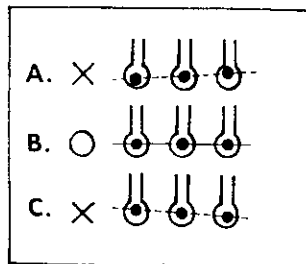
■ IN CASE OF 3-NEEDLE INTERLOCKER:

1. WHEN THE TIP (A) OF LOOPER MEETS THE LEFT NEEDLE (B), THE CLEARANCE BETWEEN THEM MUST BE 0.2 - 0.3MM.
2. WHEN THE TIP (A) OF LOOPER MEETS THE CENTER NEEDLE (C), THE CLEARANCE BETWEEN THEM MUST BE 0.05 - 0.15MM.
3. WHEN THE TIP (A) OF LOOPER MEETS THE RIGHT NEEDLE (D), THEY CONTACT EACH OTHER SLIGHTLY (ABOUT 0.2MM.), IN THIS CASE, GIVE THE CLEARANCE OF 0 - 0.05MM. BETWEEN (A) AND (D).
4. IN ORDER TO GAIN ABOVE (A) AND (D) CORRECT CLEARANCE, YOU MAY PUSH NEEDLE GUARD (REAR) AGAINST NEEDLE (D). THE ADJUSTMENT IS MADE BY LOOSENING SCREW OF LOOPER HOLDER.

■ IN CASE OF 2-NEEDLE INTERLOCKER:

1. WHEN THE TIP (A) OF LOOPER MEETS THE LEFT NEEDLE (E), THE CLEARANCE BETWEEN THEM MUST BE 0.2 - 0.3MM.
 2. WHEN THE TIP (A) OF LOOPER MEETS THE RIGHT NEEDLE (F), THEY CONTACT SLIGHTLY (ABOUT 0.2MM) MAKE THE CLEARANCE OF 0 - 0.05MM. BETWEEN (A) AND (F).
- ※ IN ORDER TO OBTAIN ABOVE (A) AND (F) CORRECT CLEARANCE, YOU MAY PUSH NEEDLE GUARD (REAR) AGAINST NEEDLE (F). THE ADJUSTMENT IS MADE BY LOOSENING SCREW OF LOOPER HOLDER.

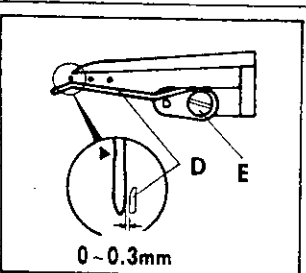
7 車針其針板之間相關位置 RELATION BETWEEN NEEDLE AND STITCH PLATE



在針棒高度等等調整標準完成後，各車針入針板孔時位置應成一直線〔如圖左(B)〕。

AFTER ADJUSTMENT OF HEIGHT OF NEEDLE BAR, ETC., THE NEEDLES MUST BE CORRECTLY ALIGNED (AS SHOWN PICTURE (B))

8 車針與(前)針護器的間隙關係 NEEDLE AND NEEDLE GUARD (FRONT)



將彎針針尖上送至左車針和右車針的中央位置，然後調整車針與針護器之間間隙為0~0.3mm。此調整可藉由放鬆螺絲(E)來取得。

THE TIP OF LOOPER COMES TO THE CENTER OF LEFT AND RIGHT NEEDLE, ADJUST THE CLEARANCE BETWEEN THOSE NEEDLES AND NEEDLE GUARD (FRONT) TO BE 0 - 0.3MM. THE ADJUSTMENTS ARE MADE BY LOOSENING SCREW (E).

9

車針與(後)針護器之間的關係 NEEDLE AND NEEDLE GUARED (REAR)

1. (後) 護針器的正確高度：
當車針下降至最低點時，護針器(A)之(a)直線部份應與車針眼之中心成一直線對應。
2. (後) 護針器與車針縱面之正確間隙：
當彎針之針尖遊走至最右車針之中心位置時，可藉由(後)護針器的調整，使彎針與右車針中心位置之間隙為0~0.05mm。同時調整最左車針與(後)護針器之間隙為0~0.05mm。
※上述(後)護針器的調整動作可藉由放鬆螺絲(B)及(C)來取得。

1. THE HEIGHT OF NEEDLE GUARD (REAR):
WHEN THE NEEDLE IS IN ITS LOWEST POSITION, ALIGN THE LINE (A) OF NEEDLE GUARD (REAR) WITH THE CENTER OF EYE OF NEEDLE.
2. LONGITUDINAL POSITION OF NEEDLE GUARD (REAR):
WHEN THE TIP OF LOOPER COMES TO THE CENTER OF THE RIGHT NEEDLE, MAKE THE CLEARANCE BETWEEN NEEDLE AND LOOPER TO BE 0 - 0.05MM. BY ACTUATING NEEDLE GUARD (REAR). AT THIS TIME, ADJUST THE CLEARANCE BETWEEN THE LEFT NEEDLE AND NEEDLE GUARD (REAR) TO BE 0 - 0.05MM.
※ ABOVE ADJUSTMENTS ARE MADE BY LOOSENING SCREW (B) AND (C).

10

送布齒的高度 HEIGHT OF FEED DOGS

1. 當送布齒調至最高點時，其表面應與針板的表面平行(水平)。
2. 同時，將差動齒(A)與主齒(B)調至同高度，並使其表面與針板的表面之間隙為1.0~1.2mm。

1. WHEN FEED DOGS ARE AT THE HIGHEST POSITION, THE SURFACE OF FEED DOGS AND THE SURFACE OF STITCH PLATE BECOMES PARALLEL WITH EACH OTHER.
2. AT THIS TIME, MAKE DIFFERENTIAL FEED DOG (A) AND MAIN FEED DOG (B) TO BE AT THE SAME HEIGHT AND ADJUST THE DISTANCE FROM SURFACE OF STITCH PLATE TO THE SURFACE OF FEED DOGS TO BE 1.0 - 1.2MM.

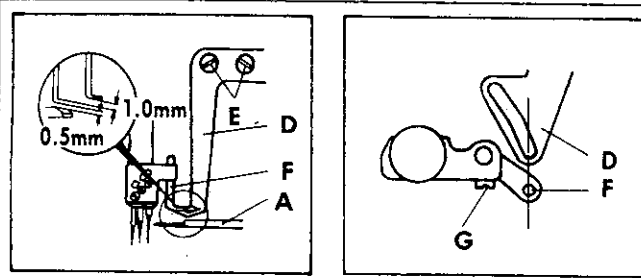
11

車針與勾線針之間的關係 NEEDLE AND SPREADER

1. 如左上圖所示，當勾線針(A)向左游走時，其上(a)點之位置與最左車針間之隙應為0.5mm~0.8mm，且當勾線針(A)游走至最左位置時，其上(a)點與最左邊車針之間隙一定得在4.5 mm至5.5 mm之間。
2. 勾線針下緣之高度應保持在針板面之上9mm~11 mm。
3. 上述之調整動作可藉由放鬆螺絲(B)與(C)來取得。
4. 根據所使用之線的不同，必須將車針其勾線針的間隙作以上正確之調整。

1. FIXING OF SPREADER: WHEN SPREADER (A) MOVES FROM RIGHT TO LEFT, PROVIDE A CLEARANCE OF 0.5 - 0.8MM. BETWEEN LEFT NEEDLE AND THE TIP (a) OF THREAD HOOKING POINT, AND WHEN IT COMES TO THE EXTREME LEFT, THE CLEARANCE BETWEEN THE CENTER OF LEFT NEEDLE AND TIP (a) OF THREAD HOOKING POINT MUST BE 4.5 - 5.5MM.
2. ADJUST THE HEIGHT OF UNDERSURFACE OF SPREADER (A) ABOVE THE TOP SURFACE OF STITCH PLATE TO BE 9 - 11MM.
3. ABOVE ADJUSTMENT IS MADE BY LOOSENING SCREW (B) OF SPREADER AND SCREW (C) OF SPREADER HOLDER.
4. THE ABOVE ADJUSTMENTS SHOULD BE MADE PROPERLY ACCORDING AS THE THREAD TO BE USED.

12 上飾線之導線器的固定 FIXING OF TOP COVER THREAD GUIDE & TOP COVER THREAD EYELET



1. 當勾線針退至最右位置而能平穩的勾住線時，上飾線之導線器(D)的下緣與彎針(A)的上緣之間間隙應為0.5mm。調整完畢後，鎖緊螺絲(E)。
 2. 上飾線導線器(D)之上緣與上飾線穿線孔器(F)之下緣間之間隙應為1.0mm；同時穿線孔器(F)之線孔應與導線器(D)之長形孔延伸部份在一直線上(如上右圖)。
- ※根據所使用之線的不同，而必須將上飾線導線器，穿孔器位置作以上正確之調整。

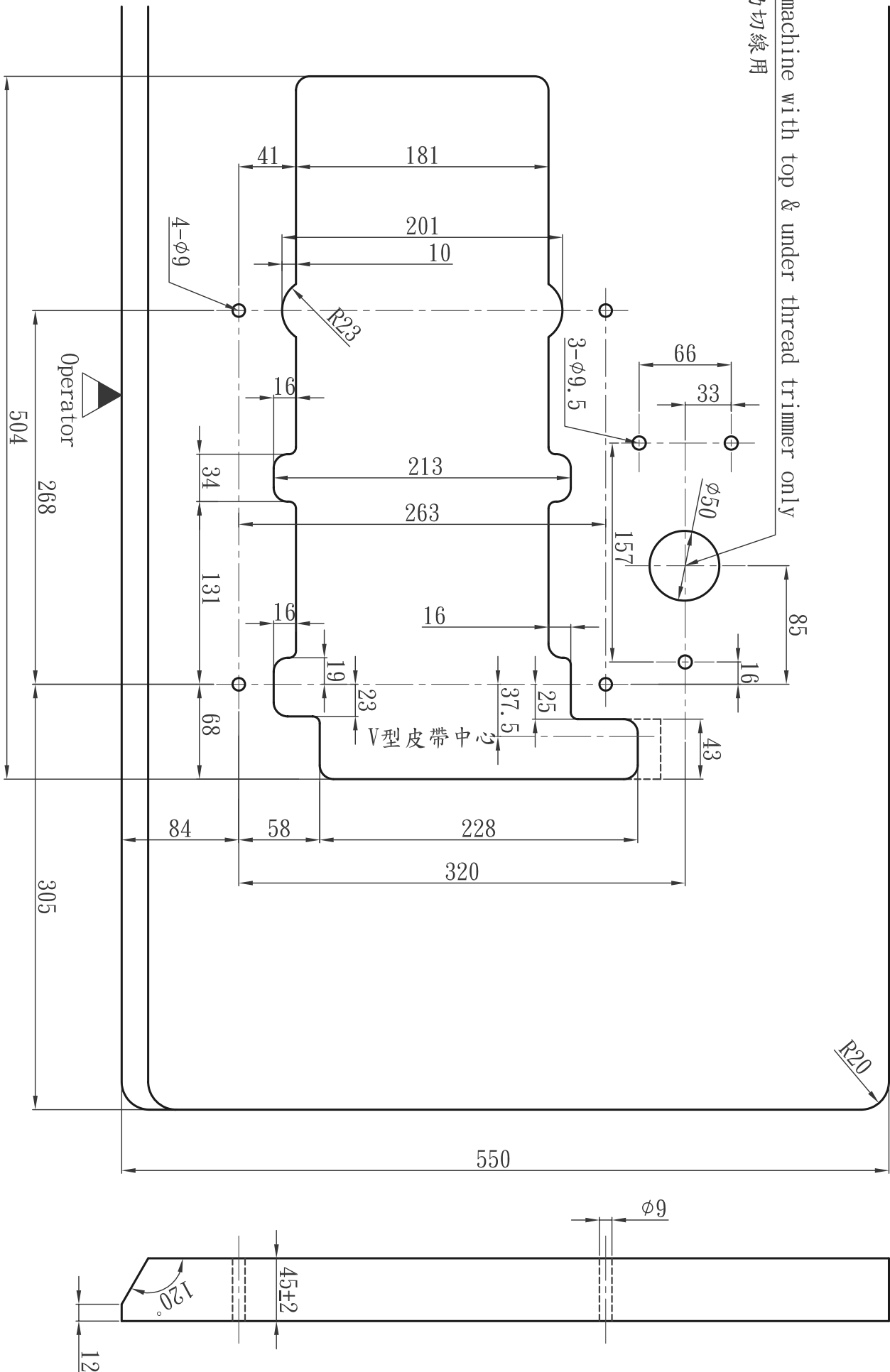
1. PROVIDE A CLEARANCE OF 0.5MM. BETWEEN UNDERSURFACE TO TOP COVER THREAD GUIDE (D) AND THE TOP SURFACE OF LOOPER (A). AT THE POSITION WHERE THE THREAD IS CAUGHT SMOOTHLY BY THREAD HOOKING PART WHEN SPREADER COMES TO EXTREME RIGHT, TIGHTEN SCREW (E).
 2. PROVIDE A CLEARANCE OF 1.0MM. BETWEEN TOP SURFACE OF TOP COVER THREAD GUIDE (D) AND UNDERSURFACE OF TOP COVER THREAD EYELET (F). SET THE HOLE OF TOP COVER THREAD EYELET ON THE EXTENSION LINE OF SLOT OF TOP COVER THREAD GUIDE, THEN TIGHTEN SCREW (G).
- ※ THE ABOVE (1), (2) SHOULD BE ADJUSTED PROPERLY ACCORDING AS THE THREAD TO BE USED.

編號: G004

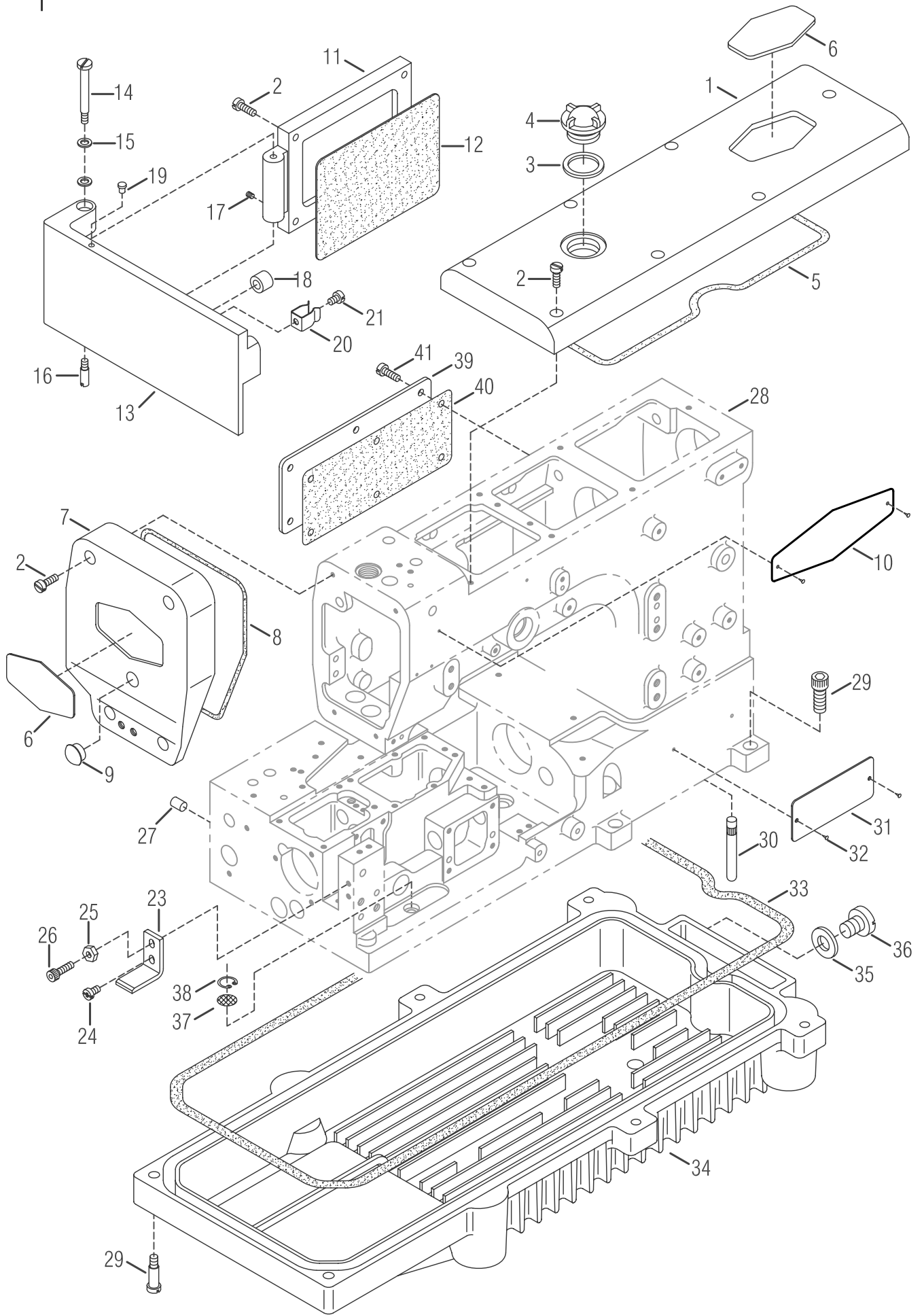
FG-797, FG-798, FG-666, EST, EWT, AWT, AST (定位)
Cutting Dimensions of Table

Belt Size (適用皮帶): M-33
Unit (單位): m/m

For machine with top & under thread trimmer only
自動切線用



1

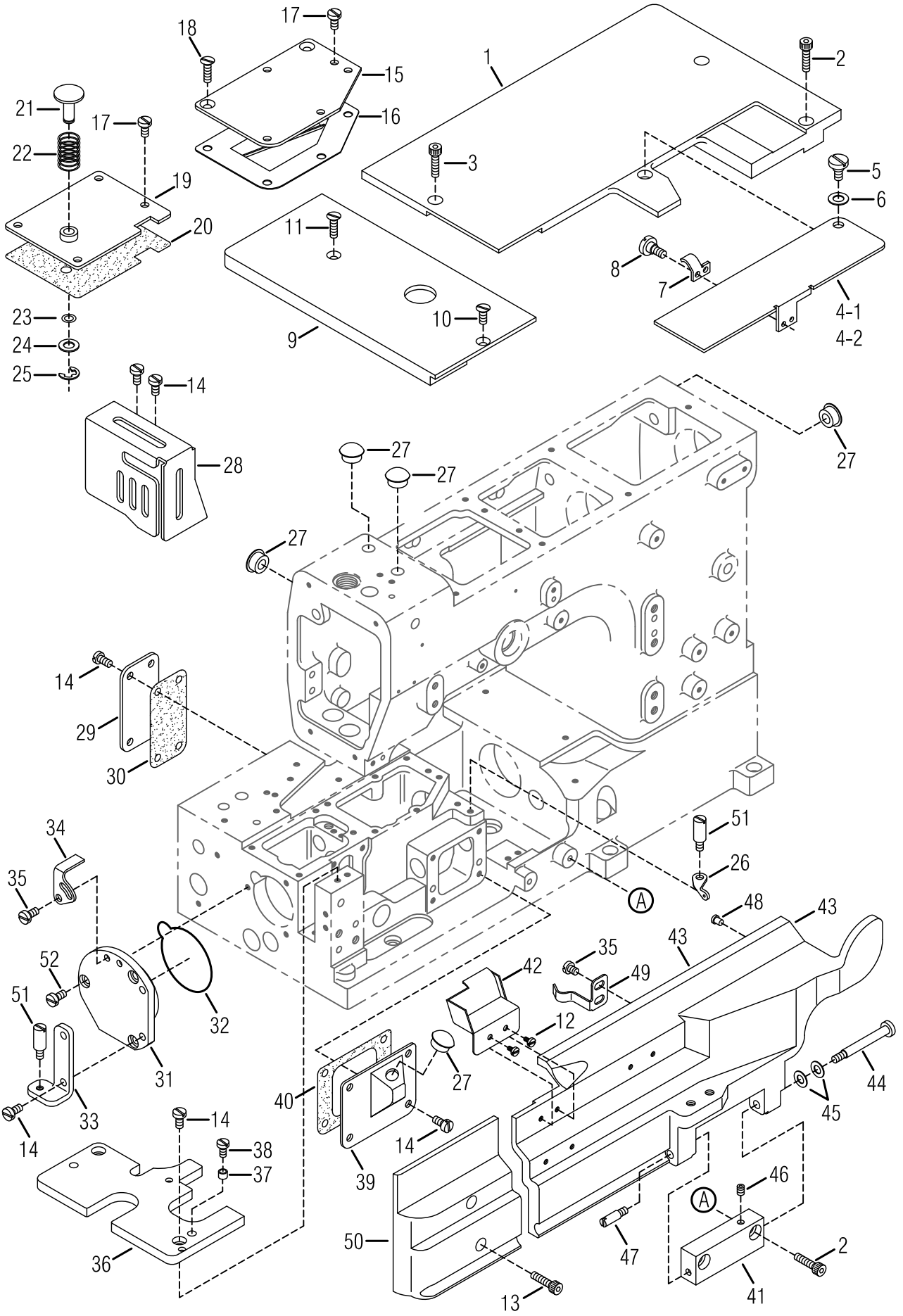


MISCELLANEOUS COVERS (1)

機殼及外蓋(1)

Ref. No.	Parts No.	Description	品名	Amt. Req.
1	VA01	Top Cover	上蓋	1
2	SV222	Screw (M4 - 0.7 × 12)	螺絲	11
3	FA22	Oil Ring	O形油環	1
4	FA21	Oil Sight Window	油鏡	1
5	VA05	Top Cover Gasket	方形油環	1
6	FA12	Brand Name Plate	銘牌	2
7	VA09	Head Cover	上側蓋	1
8	VA08	Head Cover Gasket	菱形油環	1
9	RV09	Head Cover Seal Plug	橡膠塞	1
10	FA06	Brand Name Plate	銘牌	1
11	GA11	Bed Rear Cover	底座後蓋	1
12	GA12	Bed Rear Cover Gasket	底座後蓋墊片	1
13	G0113	Side Cover	側蓋	1
14	GA14	Screw (M4 - 0.7 × 42)	螺絲	1
15	VB29	Conical Spring Washer	錐形彈簧墊圈	1
16	SV226	Screw (M4 - 0.7)	螺絲	1
17	SF228	Screw (M4 - 0.7 × 4)	螺絲	1
18	GA18	Rubber Cushion (Large)	橡膠墊	1
19	GA19	Rubber Cushion (Small)	橡膠墊	1
20	VA14	Cover Latch Spring	邊蓋鎖門夾簧	1
21	SV229	Screw (M4 - 0.7 × 7)	螺絲	2
22				
23	GA23	Side Cover Holder	邊蓋固定器	1
24	SV221	Screw (M4 - 0.7 × 8)	螺絲	1
25	NF27	Nut	螺帽	1
26	SV223	Screw (M4 - 0.7 × 14)	螺絲	1
27	VA20	Seal Plug	塑膠塞	1
28	G0128	Machine Frame Unit	機殼	1
29	GA29	Screw (M6 - 1 × 20)	螺絲	6
30	GA30	Machine Frame Supporting Bar	機體腳樁	4
31	G0131	Model Plate (See the below)	機號牌	1
32	FA11	Rivet (2 × 5)	鉚釘	4
33	GA33	Oil Reservoir Gasket	油槽止油環	1
34	GA34	Oil Reservoir	油槽	1
35	RF25	Oil Ring	O形油環	1
36	SF160	Screw (SM3 / 8 - 24 × 8)	螺絲	1
37	GA42	Oil Filter Screen	濾油網	1
38	GA43	Oil Filter Screen Clamp (R12)	濾油網固定環	1
39	VB08	Rear Cover	後蓋	1
40	N0209	Rear Cover Gasket	後蓋墊片	1
41	SV232	Screw (M4 - 0.7 × 10)	螺絲	6

2



MISCELLANEOUS COVERS (2.)

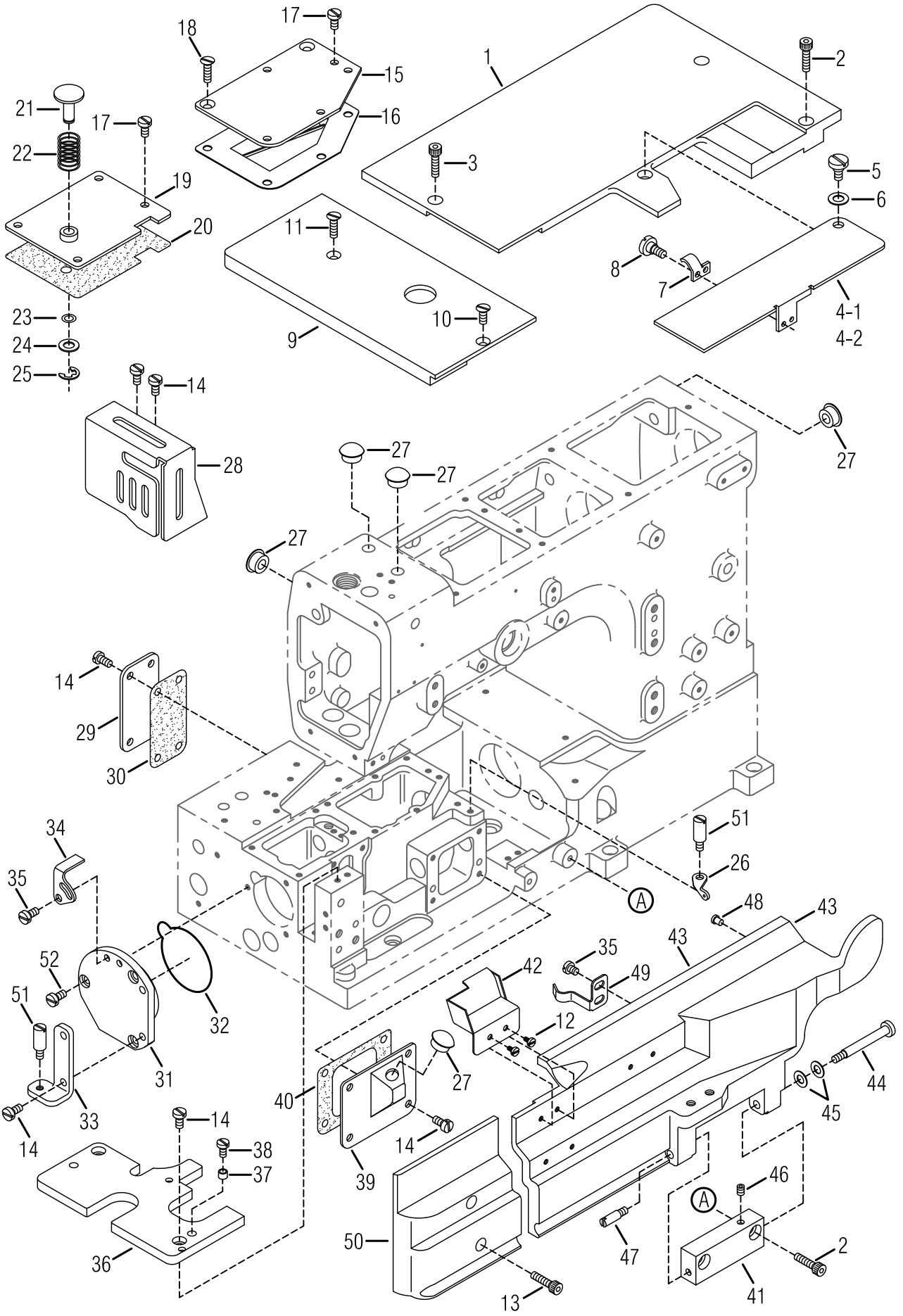
機殼及外蓋(2.)

2

Ref. No.	Parts No.	Description	品名	Amt. Req.
1	GB01	Cloth Plate (Large)	縫製平台 (大)	1
2	SV223	Screw (M4 - 0.7 × 14)	螺絲	5
3	SF225	Screw (M4 - 0.7 × 10)	螺絲	1
4-1	GB04-1	Looper Thread Take-up Cover	下勾針提線器 (喇叭)	1
4-2	GB04-2	Looper Thread Take-up Cover	下勾針提線器	1
5	GB05	Screw (SM11 / 64 - 40 × 9.7)	螺絲	1
6	FA26	Conical Spring Washer	錐形彈簧墊圈	1
7	GB07	Take-up Cover Spring	提線蓋彈簧	1
8	GB08	Screw (M3 - 0.5 × 5)	螺絲	2
9	G0209	Cloth Plate (Small)	縫製平台 (小)	1
10	GB10	Screw (M4 - 0.7 × 8.5)	螺絲	1
11	SV233	Screw (M4 - 0.7 × 16)	螺絲	1
12	GB12	Screw (M3 - 0.5 × 6)	螺絲	2
13	SV231	Screw (M4 - 0.7 × 18)	螺絲	2
14	SV221	Screw (M4 - 0.7 × 8)	螺絲	12
15	GB15	Bed Top Cover (Right)	上蓋 (右)	1
16	GB16-1	Bed Top Cover (Right) Gasket	上蓋 (右) 墊片	1
17	GB17	Screw (M4 - 0.7 × 10)	螺絲	8
18	SV224	Screw (M4 - 0.7 × 7.5)	螺絲	2
19	GB19	Bed Top Cover (Left)	上蓋 (左)	1
20	GB20	Bed Top Cover (Left) Gasket	上蓋 (左) 墊片	1
21	GB21	Feed Regulating Pushbutton	粗細針按鈕	1
22	GB22	Feed Regulating Pushbutton Spring	粗細針按鈕彈簧	1
23	RF21	O-ring	O形環	1
24	GB24	Washer	墊圈	1
25	16-28	Retaining Ring	套環	1
26	GC15-1	Thread Lead - in Guide	過線導片	1
27	RV09	Seal Plug	封塞	5
28	VB11	Needle Bar Guard	針柱護罩	1
29	GB29	Bed Rear Cover (Small)	後蓋 (小)	1
30	GB30	Bed Rear Cover (Small) Gasket	後蓋墊片 (小)	1
31	G0231	Ball Bearing Housing	滾珠培林罩	1
32	GB32	O - ring	O形環	1
33	G0233	L - Bracket	L型固定架	1
34	GB34	Pushbutton Stop	按鈕擋片	1
35	GB35	Screw (M4 - 0.7 × 5)	螺絲	1
36	G0236	Stitch Plate Support	針板支架	1
37	VB19	Positioning Bushing	定位襯套	1
38	SV212	Screw (M3 - 0.5 × 6.5)	螺絲	1
39	GB39	Bed Front Cover	凸形前蓋	1
40	GB40	Bed Front Cover Gasket	前蓋墊片	1

※ Ref. No. 41 to 52 See the following page.

2

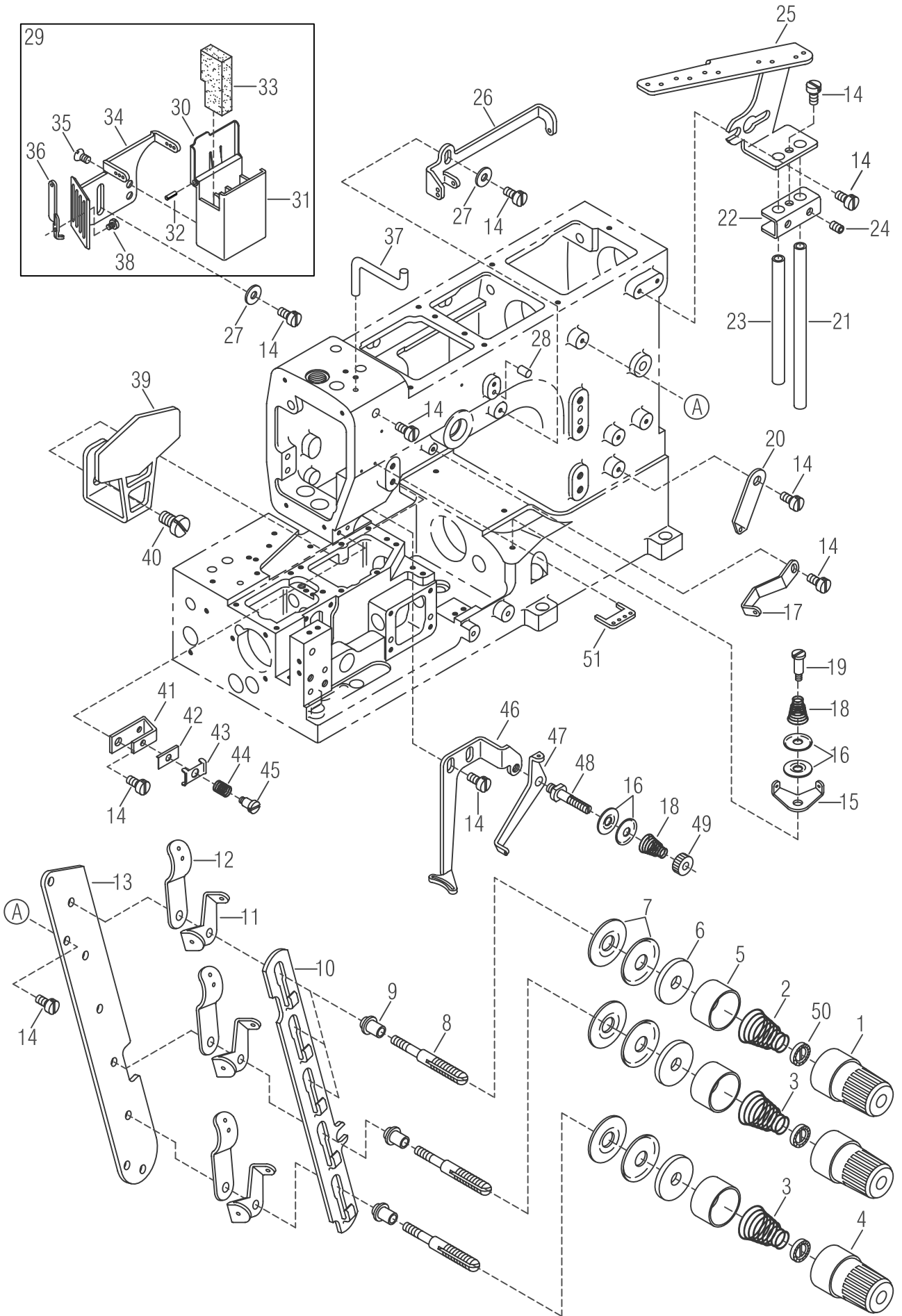


MISCELLANEOUS COVERS (2)機殼及外蓋(2)

2

Ref.				Amt.
<u>No.</u>	<u>No.</u>	<u>Description</u>	<u>品名</u>	<u>Req.</u>
41	G0241	Front Cover Hinge	前蓋樞鈕	1
42	G0242	Dust - proof Case	白鐵防塵盒	1
43	G0243	Front Cover (Large)(Right)	前蓋(大)(右)	1
44	GA14	Screw (M4 - 0.7 × 42)	螺絲	1
45	VB29	Conical Spring Washer	錐形彈簧墊圈	2
46	SV227	Scerw (M4 - 0.7 × 4)	螺絲	1
47	SV226	Scerw (M4 - 0.7 × 6)	螺絲	1
48	GA19	Rubber Cushion (Small)	橡膠墊	1
49	GB49	Front Cover Spring	前蓋彈簧	1
50	G0250	Front Cover (Small)(Left)	前蓋(小)(左)	1
51	GA22	Screw (M4 - 0.7)	螺絲	2
52	SV232	Screw (M4 - 0.7 × 10)	螺絲	2

※ Ref. No. 1 to 40 See the preceding page.



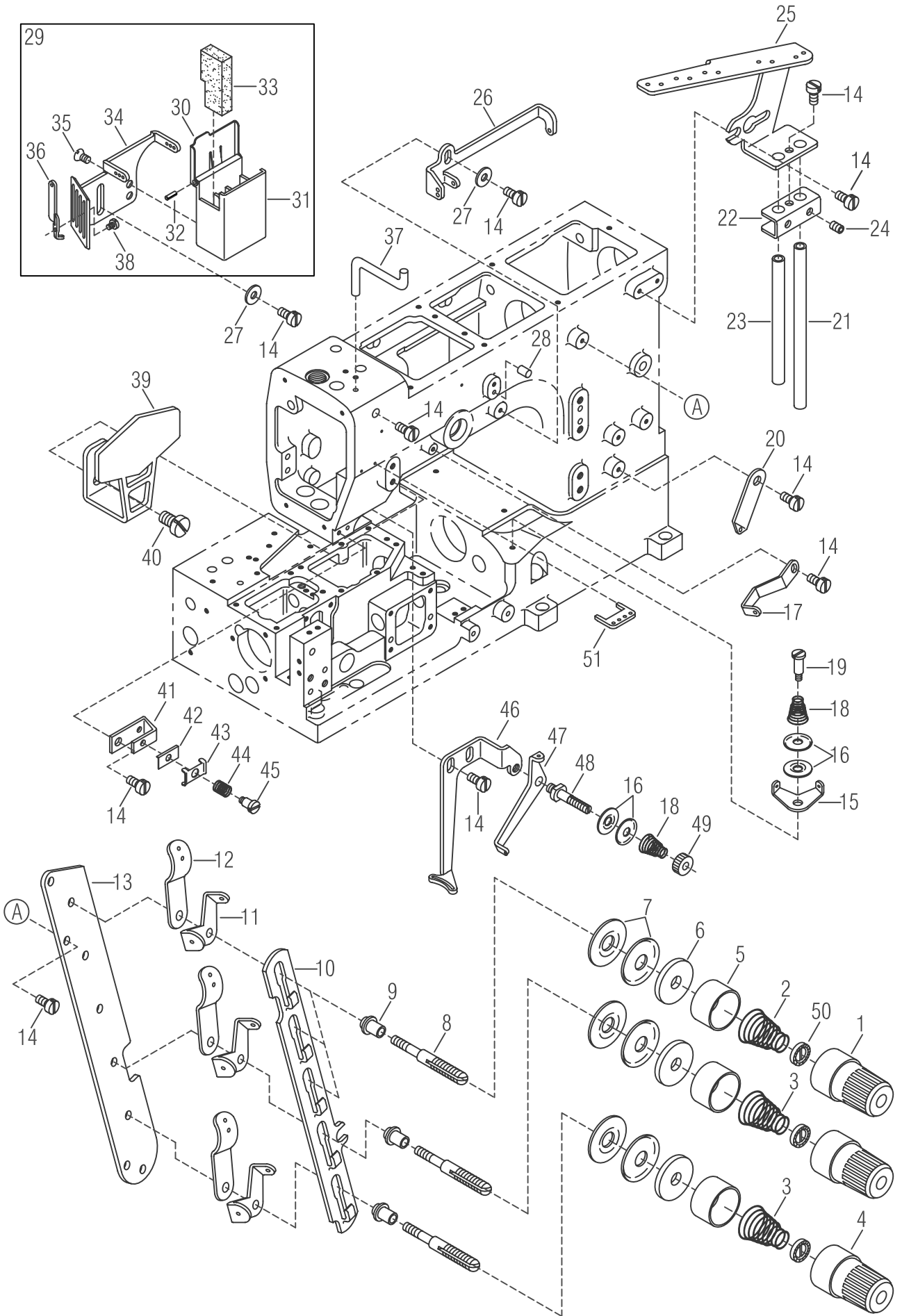
MISCELLANEOUS THREAD EYELETS

過線裝置及附件

3

Ref. No.	Parts No.	Description	品名	Amt. Req.
1	FK20	Thread Tension Spring Cap	上線張力調整鈕 (紅)	2
2	VC03	Needle Thread Tension Spring	針線張力彈簧	3
3	VC05	Top Cover Thread Tension Spring	上飾線張力彈簧	2
4	FK20-1	Thread Tension Spring Cap	上線張力調整鈕 (藍)	3
5	FJ21	Thread Tension Spring Retainer	上線張力彈簧固定座	5
6	FK12	Felt	氈墊	5
7	FK14	Tension Disc	張力過線盤(大)	10
8	VC09-1	Tension Post	上線張力彈簧支柱	5
9	VC10	Tension Post Ferrule	上線張力支柱隔環	5
10	VC11	Tension Disc Separator	上線張力圓盤鬆線滑板	1
11	VC12	Tension Disc Eyelet	上飾線過線板	5
12	VC13	Thread Lead - in Guide	過線導片	5
13	VC14	Tension Post Support	上線張力組支柱座	1
14	SV221	Screw (M4 - 0.7 × 8)	螺絲	13
15	VC46	Looper Thread Eyelet	下勾針過線板	1
16	FC24	Supplementary Tension Disc	張力過線盤 (小)	4
17	VC16	Top Cover Thread Eyelet (Left)	上飾線導線桿 (左)	1
18	VC42	Supplementary Tension Spring	上飾線張力調整彈簧	2
19	SV218	Screw (M3 - 0.5)	螺絲	1
20	GC20	Looper Thread Eyelet (Long)	下勾針過線桿 (長)	1
21	VC17	Thread Eyelet Pipe (Long)	過線導管 (長)	1
22	VC20	Thread Eyelet Pipe Stay	過線導管固定座	1
23	VC18	Thread Eyelet Pipe (Short)	過線導管 (短)	1
24	SV227	Screw (M4 - 0.7 × 5)	螺絲	2
25	VC21	Thread Guide Plate	過線導板	1
26	VC22	Top Cover Thread Eyelet (Right)	上飾線過線桿 (右)	1
27	WF04	Washer	墊片	2
28	VC30	Guide Pin	固定插銷	1
29	F0324	SP Device , Complete Set	矽油盒組	1
30	VC25-1	SP Container	矽油槽蓋	1
31	VC25	SP Cover	矽油儲存槽	1
32	PF10-1	SP Felt Stay	固定銷	1
33	VC26	Felt	氈墊	1
34	F0327	Needle Thread Eyelet	導線過線架	1
35	SF111	Screw (SM9 / 64 - 40 × 6.7)	螺絲	2
36	F0367	Thread Eyelet Support	導線支柱	3
37	VC29-1	Needle Thread Guide	針線導架	1
38	SV206	Screw (M2.5 - 0.45 × 4)	螺絲	3
39	VC31	Needle Thread Eyelet	揚線臂護線罩	1
40	SV262	Screw (M6 - 1.0 × 10)	螺絲	1

* Ref. No. 41 to 51 See the following page



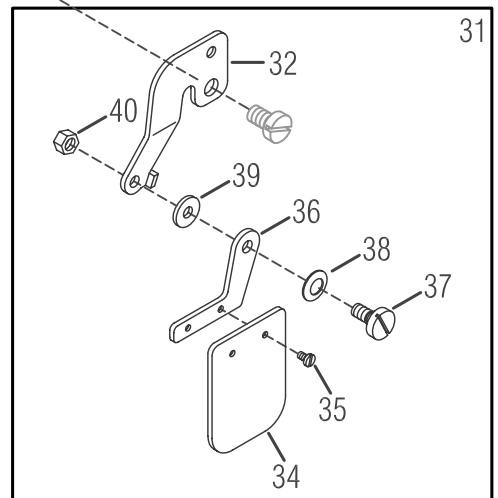
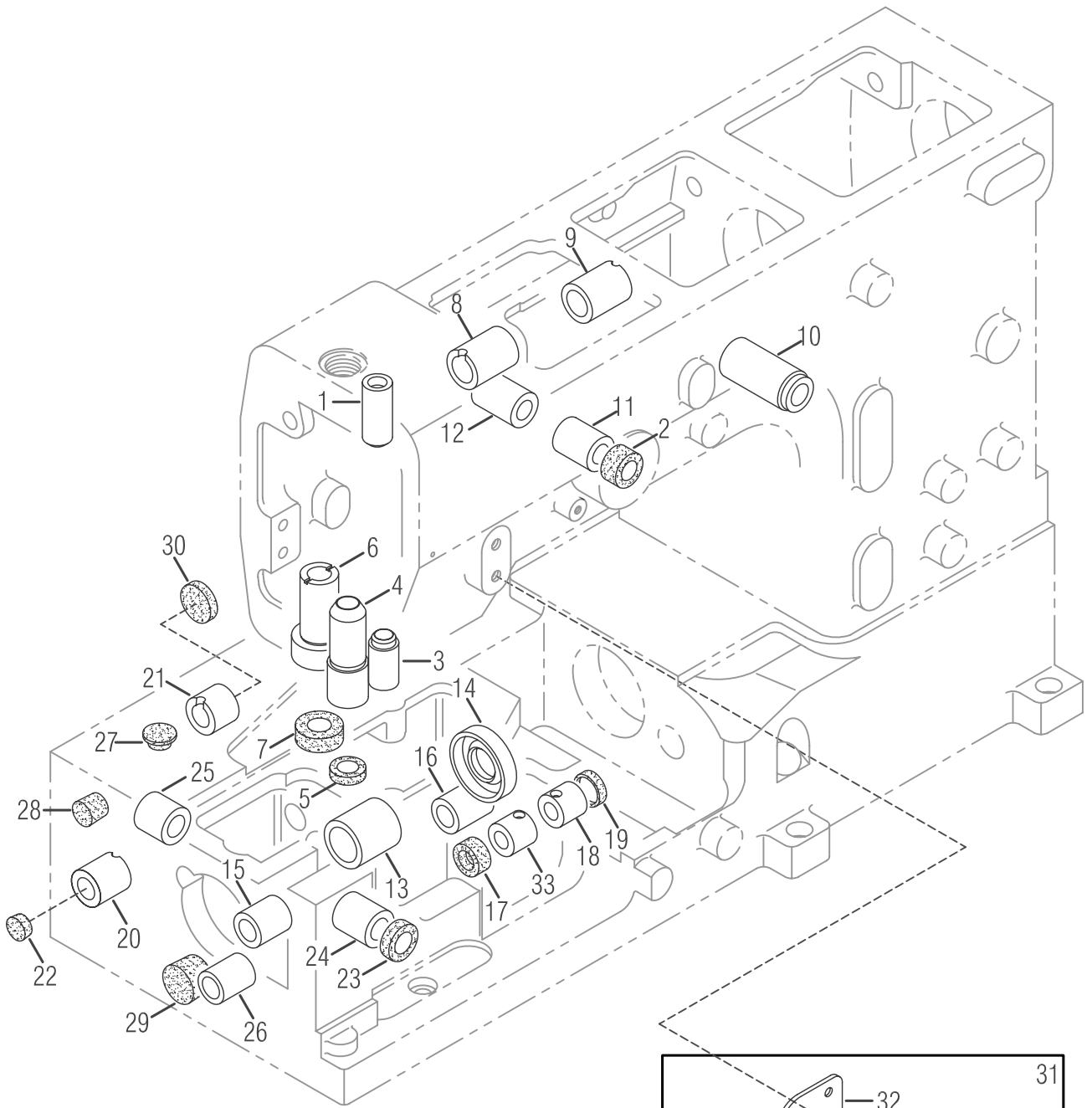
MISCELLANEOUS THREAD EYELETS

過線裝置及附件

3

Ref. No.	Parts No.	Description	品名	Amt. Req.
41	VC33	Needle Thread Retainer Support	針線張力調整組固定座 (小)	1
42	VC34	Thread Retainer Disc Support	針線張力導板	1
43	VC35	Needle Thread Retainer Disc	針線張力調整組壓板(小)	1
44	VC36	Needle Thread Retainer Spring	針線張力彈簧	1
45	SV108-1	Screw (SM1/8-44)	螺絲	1
46	GC46	Top Cover Thread Guide	上飾線導板	1
47	VC39	Supplementary Thread Guide	上飾線輔助導板	1
48	VC40	Tension Post	上飾線張力調整組支柱	1
49	VC43	Nut	螺帽	1
50	FK19	Tension Spring Disc Support	張力調整圓盤	5
51	FA10-4	Needle Thread Eyelet	導線片	1

※ Ref. No. 1 to 40 See the preceding page.

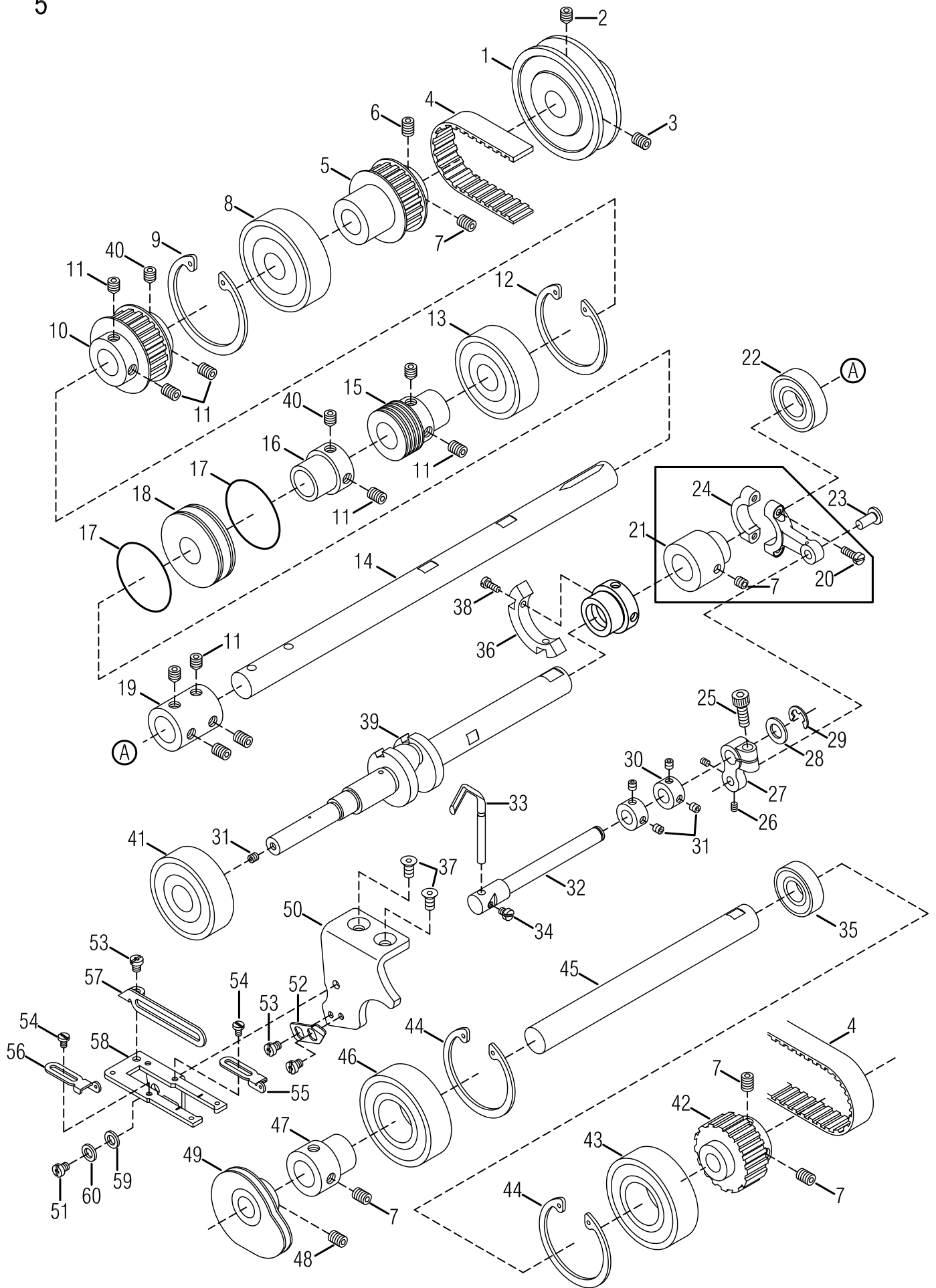


MISCELLANEOUS BUSHINGS & EYE GUARD

套管裝置及護目鏡

4

Ref. No.	Parts No.	Description	品名	Amt. Req.
1	VD01	Needle Bar Bushing (Upper)	針柱套管 (上)	1
2	VD32	Oil Seal	油封	1
3	GD03-1	Needle Bar Bushing (Lower)	針柱套管 (下)	1
4	GD04	Presser Bar Bushing	壓腳套管	1
5	VD04	Oil Seal	油封	1
6	VD05	Spreader Driving Bar Bushing	上飾線打線器套管	1
7	VD06	Oil Seal	油封	1
8	VD07	Spreader Driving Shaft Bushing (Left)	上飾線結線器傳動軸套管(左)	1
9	VD08	Spreader Driving Shaft Bushing (Right)	上飾線結線器傳動軸套管(右)	1
10	VD09	Foot Lifter Lever Bushing	抬壓腳連桿套管	1
11	VD10	Needle Thread Take - up Bushing (Front)	針線揚線桿套管 (前)	1
12	VD11	Needle Thread Take - up Bushing (Rear)	針線揚線桿套管 (後)	1
13	GD13	Lower Shaft Bushing (Left)	下傳動軸套管 (左)	1
14	GD14	Oil Seal (15 × 32 × 7)	油封	1
15	GD15	Looper Rocker Shaft Bushing (Left)	下勾針搖臂套管 (左)	1
16	GD16	Looper Rocker Shaft Bushing (Right)	下勾針搖臂套管 (右)	1
17	GD17	Oil Seal (8 × 15 × 5)	油封	1
18	GD18	Needle Guard Driving Shaft	頂針驅動軸套管	1
19	GD19	Seal Plug	封塞	1
20	GD20	Feed Bar Driving Shaft Bushing (Left)	送料具傳動軸套管 (左)	1
21	GD21	Feed Bar Driving Shaft Bushing (Right)	送料具傳動軸套管 (右)	1
22	GD22	Seal Plug	止油封塞	1
23	GD23	Oil Seal (10 × 17 × 5)	油封	1
24	GD24	Looper Driving Shaft Bushing (Front)	下勾針驅動軸套管 (前)	1
25	GD25	Looper Driving Shaft Bushing (Rear)	下勾針驅動軸套管 (後)	1
26	GD26	Differential Lever Shaft Bushing	差動送料具傳動軸套管	1
27	RV09	Seal Plug	止油封塞	1
28	GD28	Seal Plug	止油封塞	1
29	GD29	Seal Plug	止油封塞	1
30	GD30	Seal Plug	止油封塞	1
31	VD22	Eye Guard , Complete Set	護目鏡組	1
32	VD23	Eye Guard Support	護目鏡固定座	1
33	GD18-1	Needle Guard Driving Shaft	頂針驅動軸套管	1
34	VD25	Eye Guard	護目鏡	1
35	SV104	Screw (SM3 / 32 - 56 × 4)	螺絲	2
36	VD27	Eye Guard Holder	護目鏡支撐架	1
37	SV126	Screw (SM11 / 64 - 40)	螺絲	1
38	FA26	Conical Spring Washer	錐形彈簧墊圈	1
39	FA24	Washer	墊圈	1
40	NF12	Nut	螺帽	1



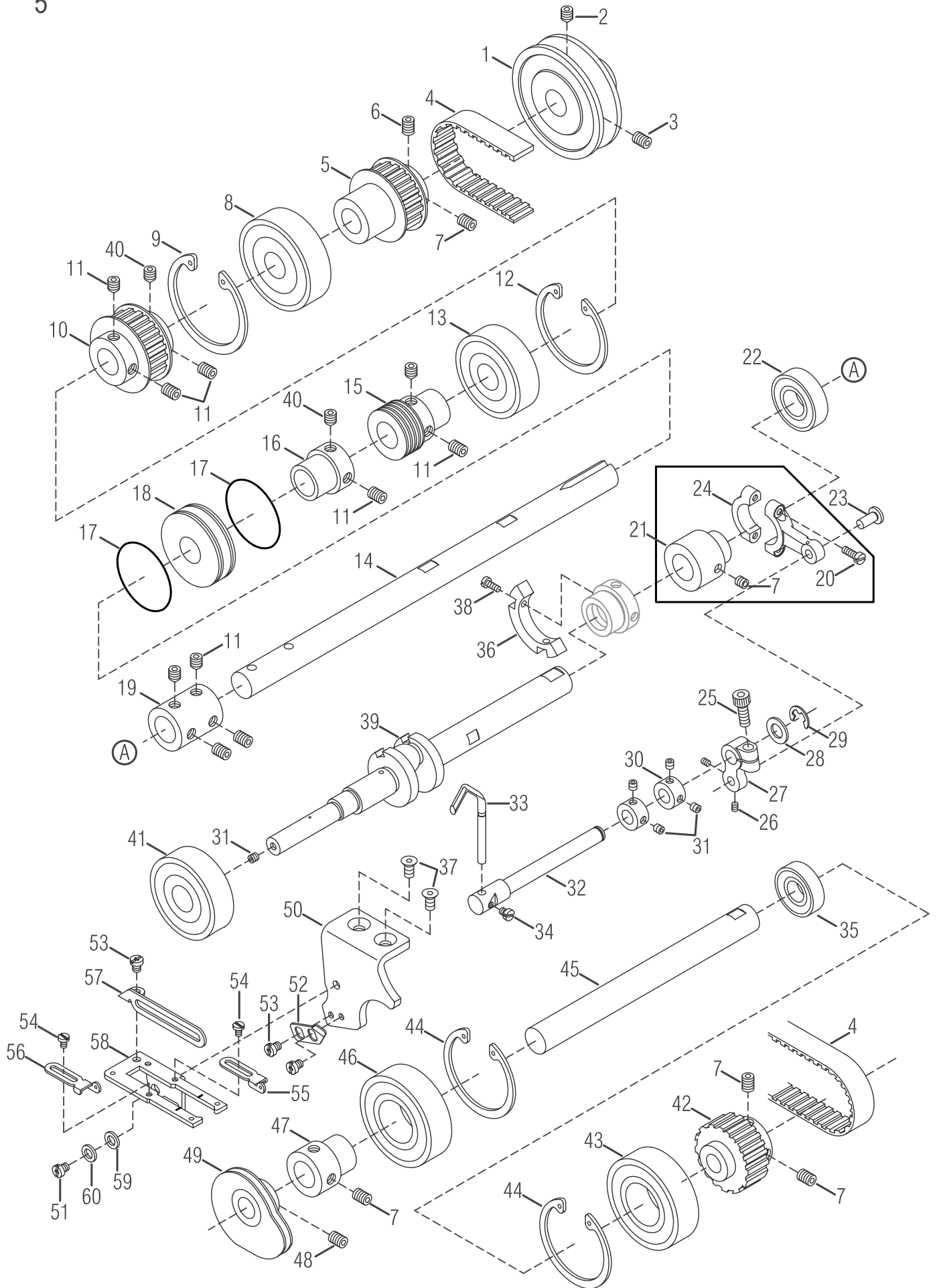
MAIN SHAFT DRIVING MECHANISM

下傳動軸機構

5

Ref. No.	Parts No.	Description	品名	Amt. Req.
1	G0501-1	Pulley	皮帶輪	1
2	SV261	Screw (M6 - 1.0 × 8)	螺絲 (尖)	1
3	SV264	Screw (M6 - 1.0 × 8)	螺絲	1
4	GE04	Timing Belt	齒形皮帶 (小)	1
5	G0505	Shaft Sprocket (Lower)	鋁鏈輪	1
6	SV257	Screw (M5 - 0.8 × 7)	螺絲 (尖)	1
7	SV250	Screw (M5 - 0.8 × 5)	螺絲	7
8	VE06	Ball Bearing (Right)	滾珠培林 (右)	1
9	VE07	Retaining Ring	扣環	1
10	GE07	Main Shaft Sprocket (Lower)	下主軸鏈輪	1
11	SF240	Screw (M6 - 1.0 × 6)	螺絲	10
12	VE09	Retaining Ring	扣環	1
13	VE10	Ball Bearing (Middle)	滾珠培林 (中)	1
14	G0514	Lower Shaft (Right)	下傳動軸 (右)	1
15	GE09	Oil Pump Driving Worm	油泵傳動螺桿	1
16	G0516	Adapter	軸套	1
17	GE59	Oil Seal	油封	2
18	GE11-6	Ball Bearing (Left)	滾珠培林 (左)	1
19	GE13	Lower Shaft Joint	下傳動軸連結套管	1
20	SV313	Screw (M3.5 - 0.6 × 12)	螺絲	2
21	GE21	Needle Guard Eccentric	頂針偏心軸套	1
22	GE16	Ball Bearing	滾珠培林	1
23	GE23	Connecting Rod Pin	連桿插銷	1
24	GE19	Needle Guard Connecting Rod	導針連桿	1
25	SF230	Screw (M5 - 0.8 × 12)	螺絲	1
26	GE26	Screw (M3 - 0.5 × 4)	螺絲	2
27	GE24	Needle Guard Driving Shaft Arm	頂針片驅動軸臂	1
28	GE34	Spacer	襯套	1
29	GK13	Retaining Ring	扣環	1
30	GE35	Collar (6.8 × 13 × 6 mm)	軸環	2
31	SF228	Screw (M4 - 0.7 × 4)	螺絲	5
32	GE36	Needle Guard Driving Shaft	頂針片驅動軸	1
33	GE37-1	Needle Guard (Rear)	頂針片	1
34	GE38	Screw (M3.5 - 0.6 × 4)	螺絲	1
35	G0535	Seal Plug	止油封	1
36	GE27	Counterweight	平衡配重塊	1
37	SV228	Screw (M4 - 0.7 × 8)	螺絲	2
38	SV217	Screw (M3 - 0.5 × 8)	螺絲	2
39	G0539	Lower Crank Shaft	下曲軸	1
40	SV271	Screw (M6 - 1.0 × 6)	螺絲 (尖)	2

* Ref.No. 41 to 60 See the following page



MAIN SHAFT DRIVING MECHANISM

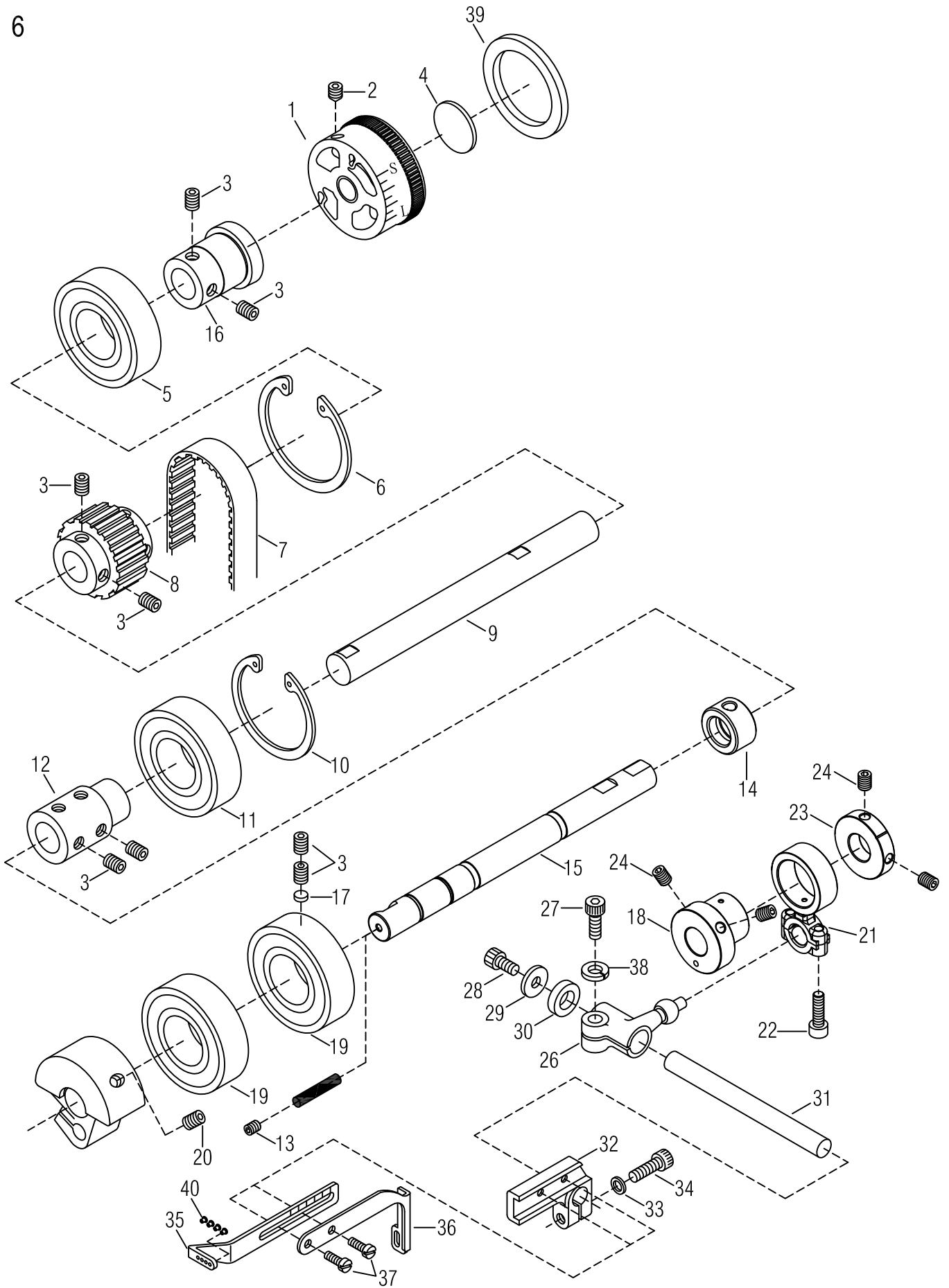
下傳動軸機構

5

Ref. No.	Parts No.	Description	品名	Amt. Req.
41	GE32	Ball Bearing	滾珠培林	1
42	G0542	Shaft Sprocket	鋁無邊鏈輪	1
43	VE22	Ball Bearing	滾珠培林	1
44	VE21	Retaining Ring	扣環	2
45	G0545	Take - up Shaft	凸輪軸心	1
46	VE26	Ball Bearing	滾珠培林	1
47	VE27	Lower Shaft Joint	軸套	1
48	SF142	Screw (SM7 / 32 - 32 × 3.6)	螺絲	2
49	G0549	Looper Thread Take-up	下勾針提線輪	1
50	G0550	Support Plate	提線組托架	1
51	SV240	Screw (M4 - 0.7)	螺絲	1
52	G0552	Latch Spring	鎖門彈簧	1
53	SV214	Screw (M3 - 0.5 × 3.5)	螺絲	2
54	SV206	Screw (M2.5 - 0.45 × 3.5)	螺絲	2
55	VC55	Thread Take - up Eyelet (Right)	調線板 (右)	1
56	VC57	Thread Take - up Eyelet (Left)	調線板 (左)	1
57	VC53-1	Cast - off plate	下飾線托線板	1
58	G0558	Support Plate	提線托板	1
59	VK48	Washer	墊片	1
60	VB29-1	Spring Washer	錐形彈簧墊片	1

※ Ref. No. 1 to 40 See the preceding page.

6

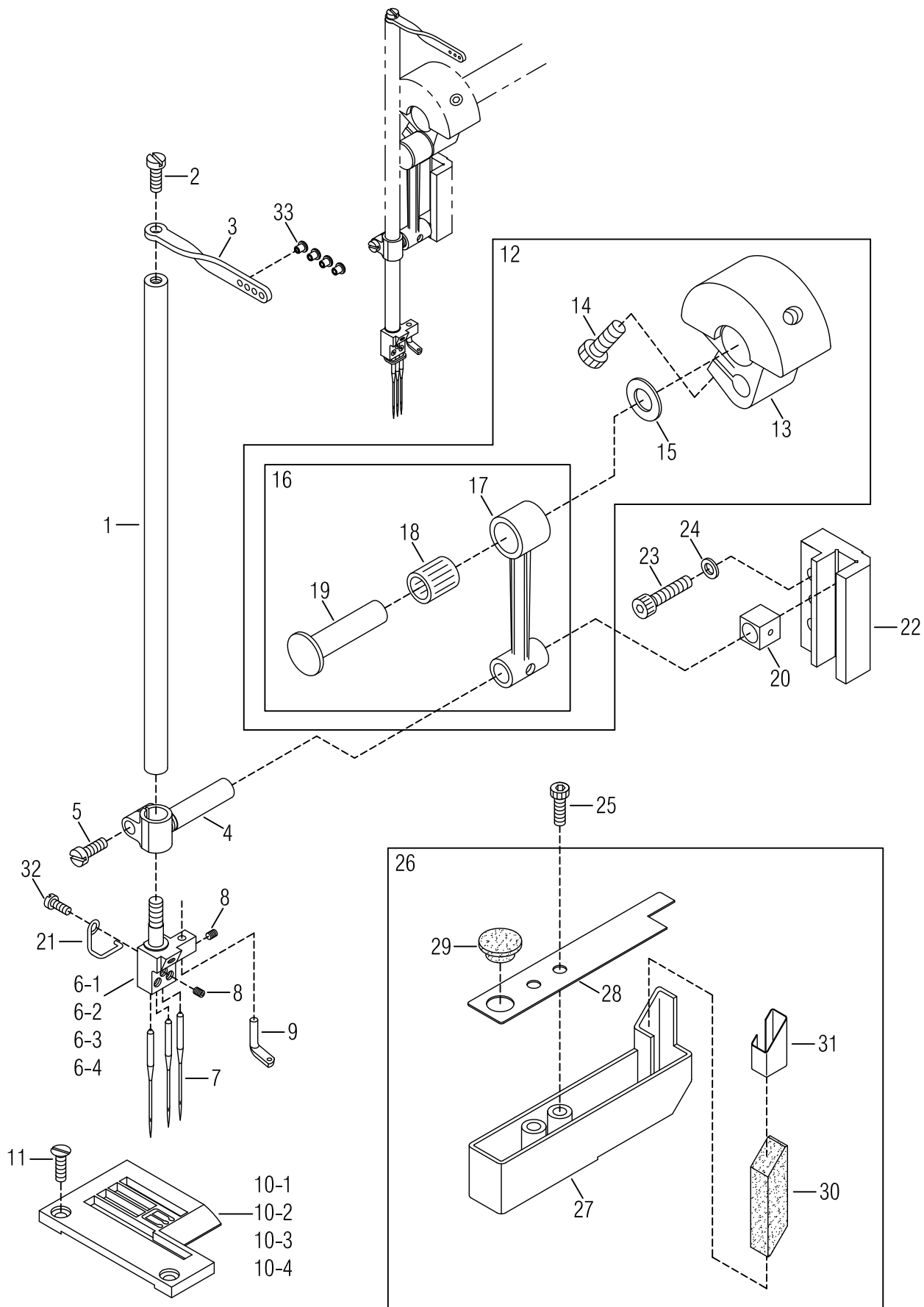


UPPER SHAFT & NEEDLE THREAD TAKE-UP MECHANISM

上傳動軸及針的提線機構

6

Ref. No.	Parts No.	Description	品名	Amt. Req.
1	G0601-2	Handwheel	手推輪	1
2	SF241	Screw (M6 - 1.0 × 10)	螺絲	2
3	SF240	Screw (M6 - 1.0 × 6)	螺絲	12
4	VF04	Handwheel Mark	手推輪商標銘牌	1
5	VE06	Ball Bearing	滾珠培林	1
6	VE07	Retaining Ring	扣環	1
7	GF07	Timing Belt	同步傳動齒形皮帶	1
8	GF08	Upper Shaft Sprocket (Upper)	上主軸齒形輪 (上)	1
9	VF09-2	Upper Shaft	上主軸傳動軸	1
10	VE09	Retaining Ring	扣環	1
11	VE10	Ball Bearing	滾珠培林	1
12	VF12	Upper Shaft Joint	上主軸接頭	1
13	MEA050	Screw (M3.5 - 0.6 × 5)	螺絲	1
14	N0616	Oil Sleeve	聚油套環	1
15	N0617-2	Upper Crank Shaft	上曲軸	1
16	VF05-1	Adapter	軸套管	1
17	VF17	Rubber Seat	減震墊	1
18	N0621	Eccentric Thread Take - up	揚線偏心輪	1
19	VF19	Ball Bearing	滾珠培林	2
20	SV275	Screw (M8 - 1.25 × 16)	螺絲	2
21	N0636-1	Connecting Rod	萬向連桿	1
22	SV223	Screw (M4 - 0.7 × 14)	螺絲	2
23	N0622	Collar	定位環	1
24	SV264	Screw (M6 - 1 × 8)	螺絲	4
25				
26	VF26	Guide Fork	傳動桿	1
27	SV268	Screw (M6 - 1.0 × 16)	螺絲	1
28	SV252	Screw (M5 - 0.8 × 10)	螺絲	1
29	VF29	Washer	墊片	1
30	VF30	Spacer	襯套	1
31	VF31	Driving Shaft	傳動桿	1
32	VF32	Bracket	托架	1
33	SW06	Spring Washer	彈簧墊片	1
34	SV253	Screw (M5 - 0.8 × 16)	螺絲	1
35	VF35-2	Needle Thread Take-up	針線揚線桿	1
36	VF36	Top Cover Thread Take-up	上飾線揚線桿	1
37	SV310	Screw (M3.5 - 0.6 × 8)	螺絲	2
38	F1049	Spring Washer	彈簧華司	1
39	G0639	Code Ring	橡皮圈	1
40	J0865-2	Ceramic	陶瓷	4



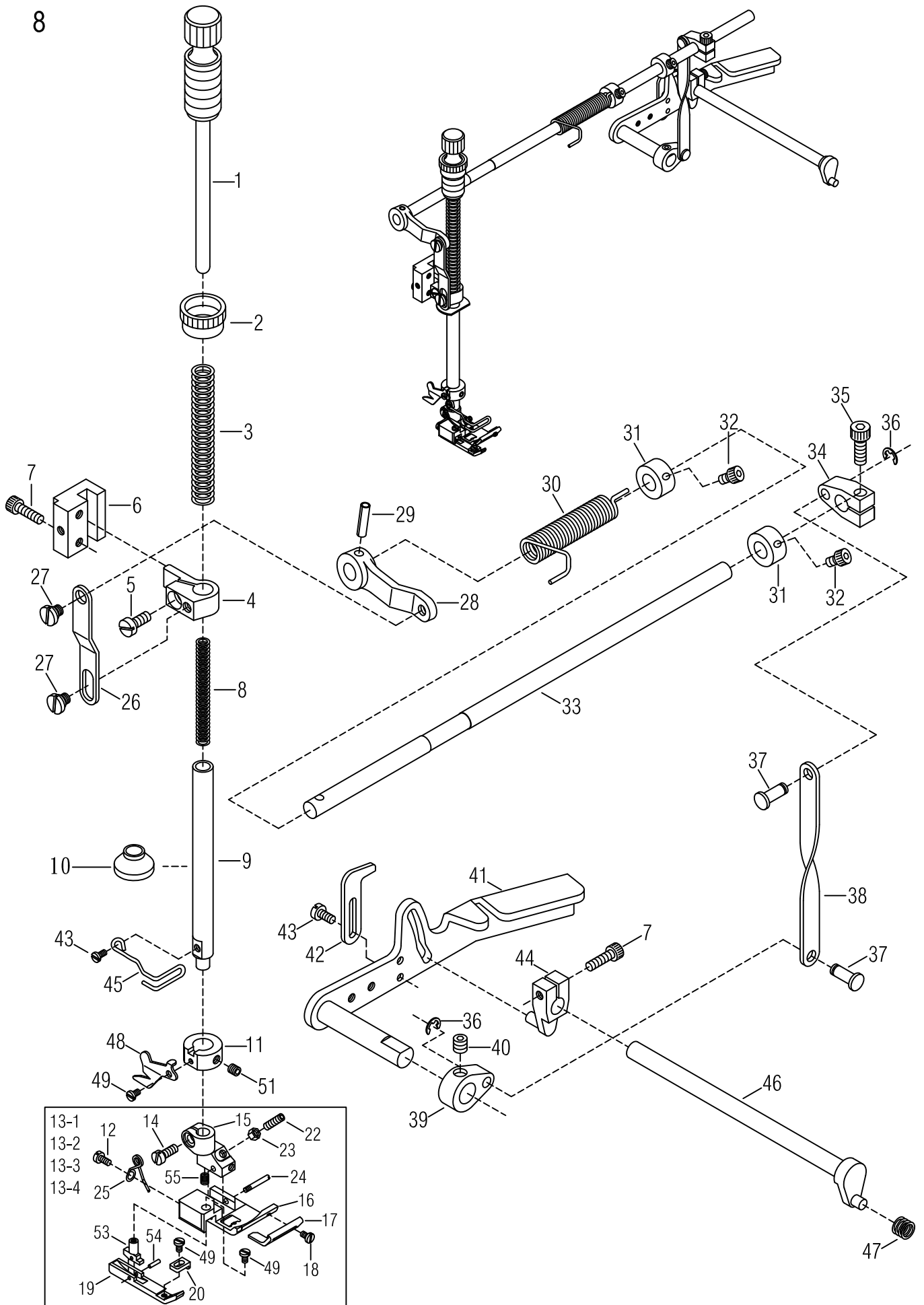
NEEDLE BAR MECHANISM

針棒機構

7

Ref. No.	Parts No.	Description	品名	Amt. Req.
1	GG04	Needle Bar	針柱	1
2	SF114	Screw (SM9 / 64 - 40 × 7.5)	螺絲	1
3	VG03-2	Needle Bar Thread Eyelet	針柱頂過線桿	1
4	F0704	Needle Bar Bracket	針柱驅動架	1
5	SV232	Screw (M4 - 0.7 × 10)	螺絲	1
6-1	VG240	Needle Clamp (240)	針錙 (2 針 4.0 L)	
6-2	VG248	Needle Clamp (248)	針錙 (2 針 4.8 L)	
6-3	VG356	Needle Clamp (356)	針錙 (3 針 5.6 L)	1
6-4	VG364	Needle Clamp (364)	針錙 (3 針 6.4 L)	
7	UY128	Needle (UY128 GAS)	針	3
8	SF106	Screw (SM1 / 8 - 44 × 2.7)	螺絲	4
9	GG10	Top Cover Thread Eyelet	上飾線過線桿	1
10-1	G7240P12	Stitch Plate (240)	針板 (2 針 4.0 L)	
10-2	G7248P12	Stitch Plate (248)	針板 (2 針 4.8 L)	
10-3	G7356P12	Stitch Plate (356)	針板 (3 針 5.6 L)	1
10-4	G7364P12	Stitch Plate (364)	針板 (3 針 6.4 L)	
11	GG14	Screw (SM9 / 64 - 40 × 5)	針板螺絲	2
12	F0712	Counterweight , Complete Set	平衡配重凸輪組	1
13	VG14	Counterweight	平衡配重凸輪	1
14	SV252-1	Screw (M5 - 0.8 × 9)	螺絲	1
15	VG16	Connecting Rod Ring	連桿襯墊	1
16	F0716	Connecting Rod , Complete Set	連桿組	1
17	F0717	Connecting Rod	連桿	1
18	VG19	Roller Bearing	培林	1
19	VG20	Connecting Rod Pin	連桿插銷	1
20	VG22	Slide Block	針柱定位滑塊	1
21	VG21-1	Eyelet Spring	針錙過線片	1
22	F0722	Needle Bar Guide	針柱定位導槽	1
23	SV247	Screw (M4 - 0.7 × 20)	螺絲	2
24	WF03	Washer	墊片	2
25	SV236	Screw (M4 - 0.7 × 25)	螺絲	1
26	GG26	HR Device Complete Set	擊針冷卻系統組	1
27	GG30	HR Cup	矽油冷卻盒	1
28	GG31	HR Cup Lid	矽油杯蓋	1
29	RV09	Seal Plug	油塞	1
30	GG33	HR Felt	吸油氈	1
31	GG34	HR Felt Guard	吸油氈導片	1
32	SF205	Screw (M2.6 - 0.45 × 5)	螺絲	1
33	J0865-2	Ceramic	陶瓷	4

8



PRESSER FOOT MECHANISM

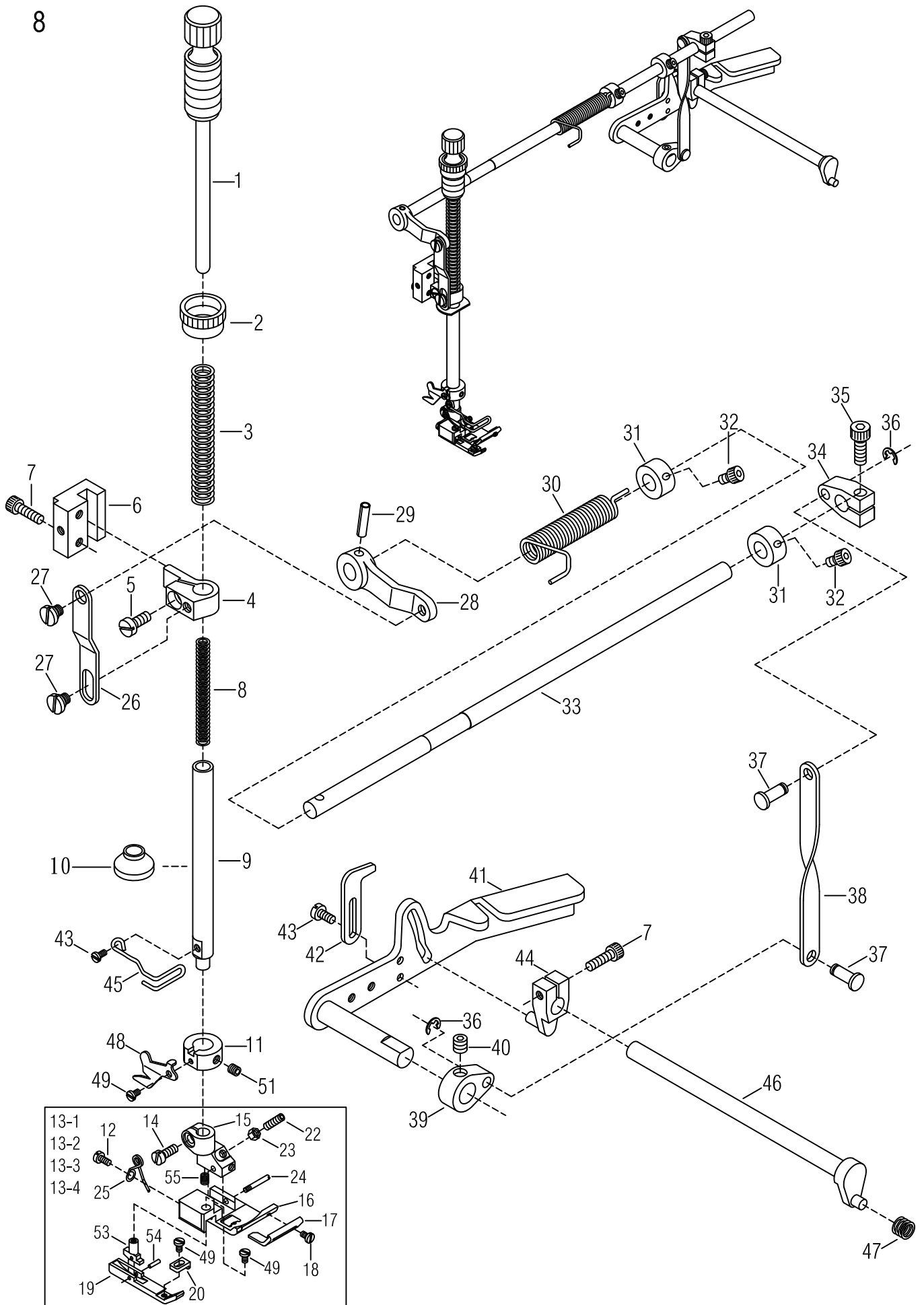
押腳機構

8

Ref. No.	Parts No.	Description	品名	Amt. Req.
1	VH01	Presser Spring Regulator	彈簧調節器	1
2	VH03	Lock Nut	螺帽	1
3	VH04	Presser Bar Spring (Outer)	壓腳棒彈簧(外)	1
4	VH05	Presser Bar Connecting Bracker Unit	壓腳固定臂	1
5	SF124	Screw (SM11/64-40 × 10)	螺絲	1
6	VH07	Presser Bar Guide	固定臂導槽	1
7	SV223	Screw (M4-0.7 × 14)	螺絲	3
8	VH09	Presser Bar Spring (Inner)	壓腳棒彈簧(內)	1
9	GH10	Presser Bar	壓腳桿	1
10	M0936	Oil Protector Ring	止油環	1
11	VH12	Collar (9 × 17 × 7mm)	限動環	1
12	GH12	Screw (SM1/8-44 × 4)	螺絲	1
13-1	G7240F12	Presser Foot , Complete Set (240)	壓腳組(2針4.0)	
13-2	G7248F12	Presser Foot , Complete Set (248)	壓腳組(2針4.8)	
13-3	G7356F12	Presser Foot , Complete Set (356)	壓腳組(3針5.6)	1
13-4	G7364F12	Presser Foot , Complete Set (364)	壓腳組(3針6.4)	
14	SF116	Screw (SM9/64-40 × 8)	螺絲	1
15	GH15	Upper Pressor Foot	壓腳頭	1
16	GH16	Lower Presser Foot	壓腳底	1
17	GH17	Fabric Separator (Large)	分布片(大)	1
18	GH18	Screw (M2-0.4 × 4)	螺絲	1
19	GH19	Left Presser Foot	船形壓板	1
20	GH20	Separate Plate	分布板	1
21				
22	SV109	Screw (SM1/8-44 × 10)	螺絲	1
23	NV11	Lock Nut	保險螺帽	1
24	GH24	Hinge Pin	結合插銷	1
25	GH25	Spring	彈簧	1
26	VH27	Lifter Link	提升連桿	1
27	SF134-1	Screw (SM3/16-32)	螺絲	2
28	VH29	Lifter Link Lever	提升連結拉柄	1
29	VH30	Fastener Pin	固定銷	1
30	VH31	Lifter Spring	提升扭簧	1
31	VH32	Collar (8 × 16 × 8mm)	定位環	2
32	SF222	Screw (M4-0.7 × 6)	螺絲	4
33	VH34	Lifter Shaft	提升主軸	1
34	VH35	Intermediate Lever	連接拉柄	1
35	SF231	Screw (M5-0.8 × 14)	螺絲	1

※ Ref. No. 36 to 55 See the following page .

8



RPRESSER FOOT MECHANISM

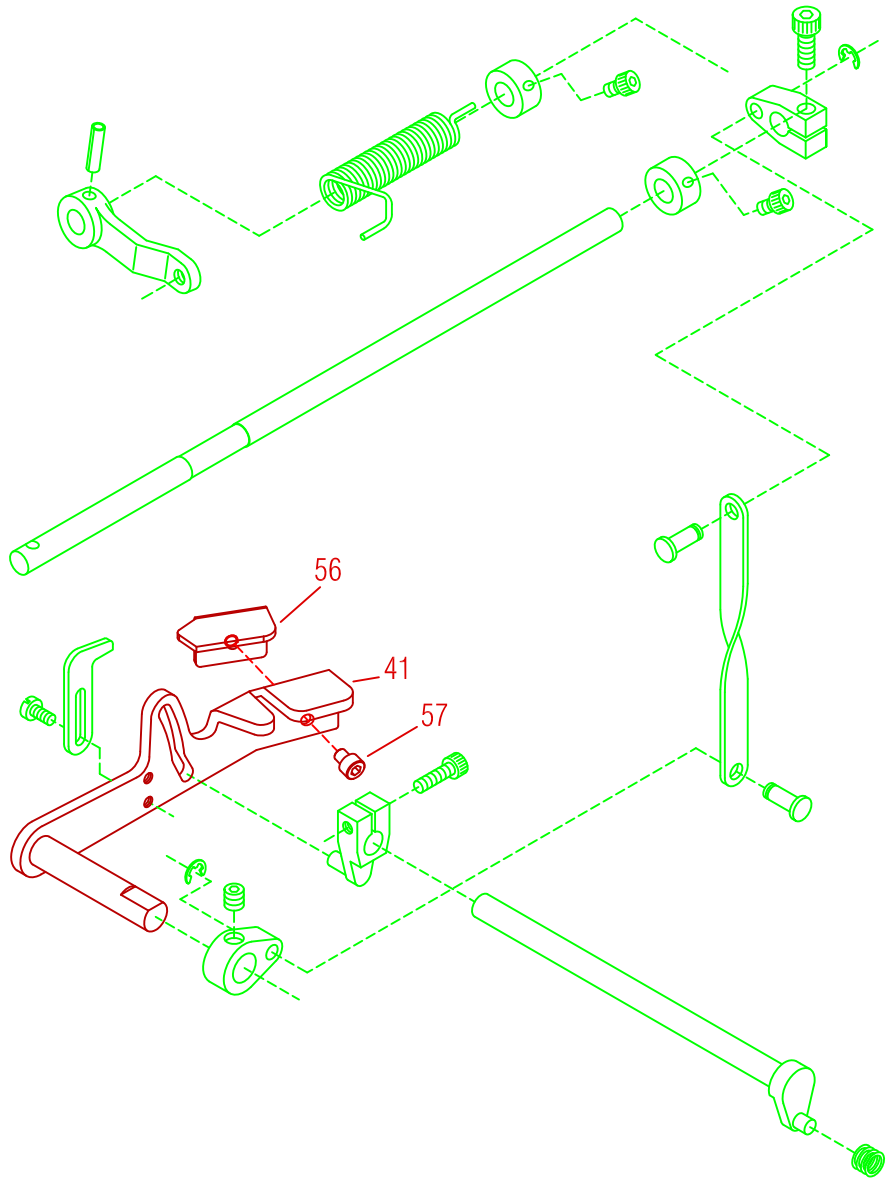
押腳機構

8

Ref. No.	Parts No.	Description	品名	Amt. Req.
36	EF03	Retaining Ring	扣環	2
37	VH39	Connecting Pin	連結銷	2
38	VH40	Connecting Plate	連結器	1
39	VH41	Lifter Lever (Small)	提升接柄 (小)	1
40	SF240	Screw (M6 - 1.0 × 6)	螺絲	1
41	VH42	Lifter Lever	揚升臂	1
42	VH43	Lifter Lever Stop	限位片	1
43	SF114	Screw (SM9 / 64 - 40 × 7.5)	螺絲	2
44	VH46	Tension Release Lever	拉力釋放槓桿	1
45	GH47	Safety Spring	安全護線	1
46	VH48-1	Tension Release Shaft	拉力釋放曲軸	1
47	VH49	Swing - proof Spring	防震彈簧	1
48	VH50	Thread Chain Cutting Knife	割線刀	1
49	SV102	Screw (SM3 / 32 - 56 × 3.5)	螺絲	3
50				
51	SF228	Screw (M4 - 0.7 × 4)	螺絲	1
52				
53	GH53	Joint Post	柱銷	1
54	GH54	Hinge Pin	結合銷	1
55	GH55	Spring	彈簧	1

Ref. No. 1 to 35 See the preceding page .

8-1

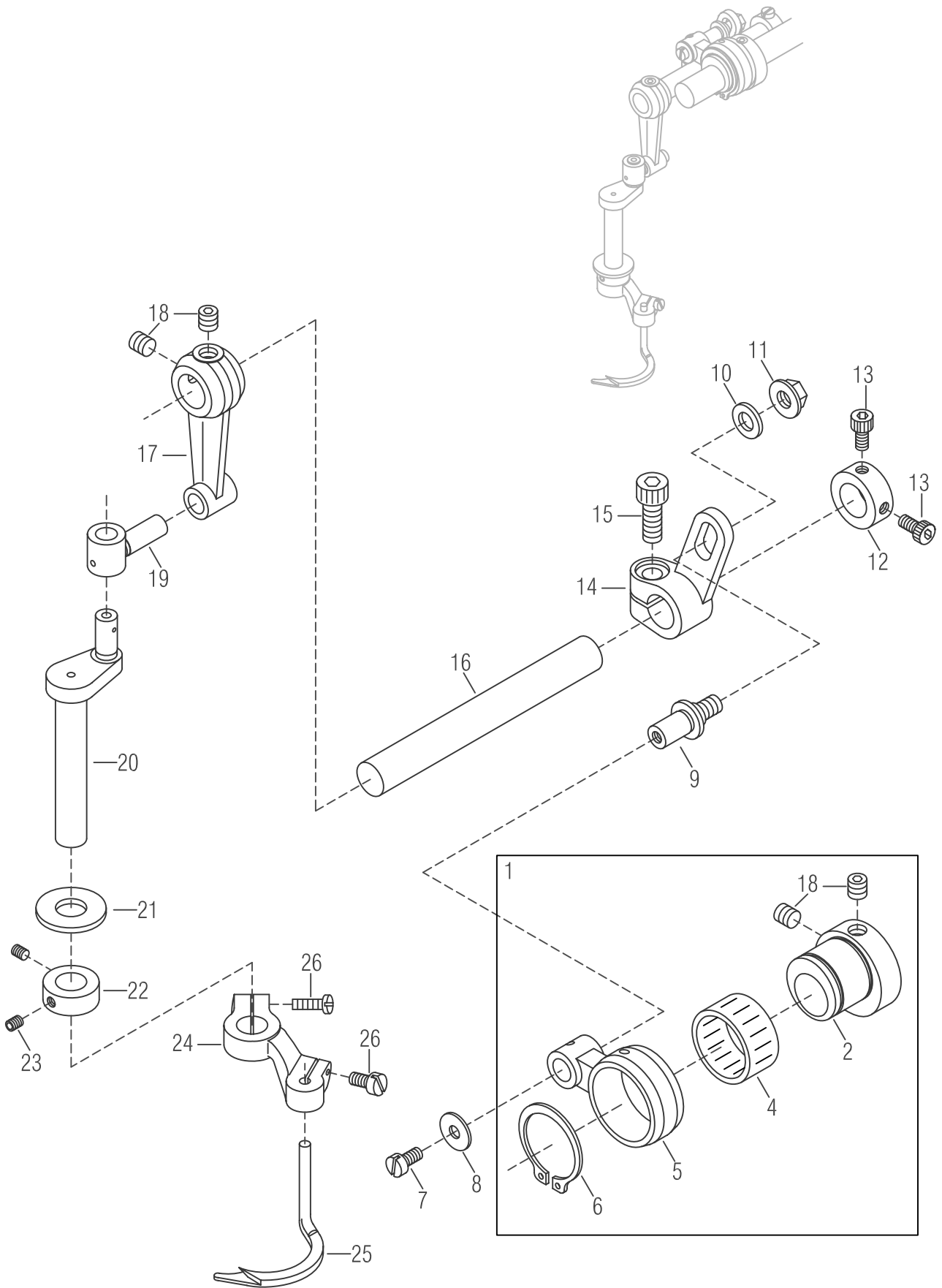


PRESSER FOOT MECHANISM

氣缸押腳機構(選配)

8-1

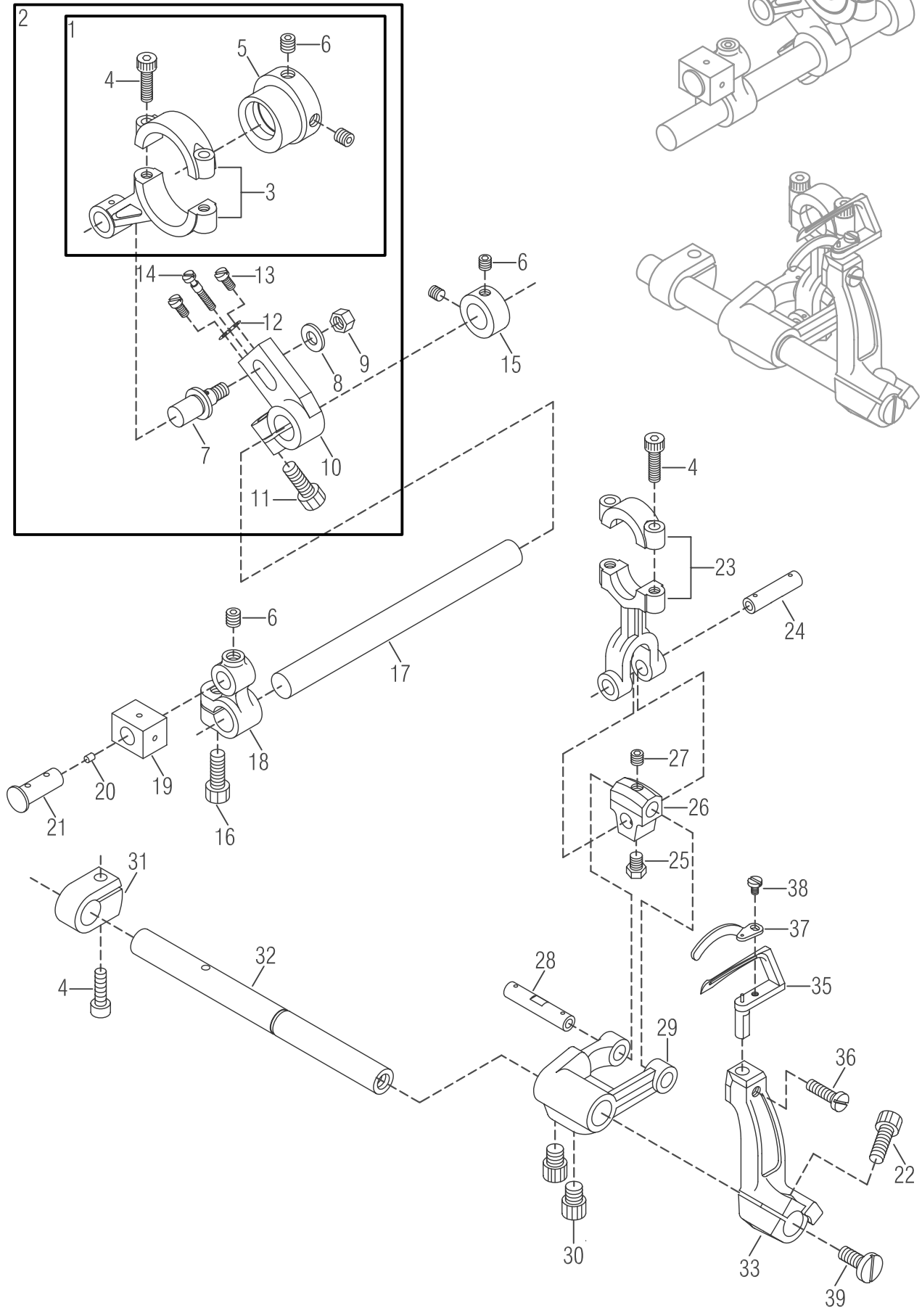
<u>Ref.</u>	<u>Parts</u>			<u>Amt .</u>
<u>No.</u>	<u>No.</u>	<u>Description</u>	<u>品名</u>	<u>Req .</u>
41	VH421	Lifter Lever	揚升臂	1
56	GH56		氣壓抬壓腳提升限位片	1
57	SV259	Screw (M5 - 0.8 × 6)	螺絲	1



SPREADER MECHANISM**上飾線勾針機構**

9

<u>Ref. No.</u>	<u>Parts No.</u>	<u>Description</u>	<u>品名</u>	<u>Amt. Req.</u>
1	VI01	Connecting Rod , Complete Set	偏心連桿組	1
2	VI02	Eccentric	偏心輪	1
3				
4	FH19	Roller Bearing	滾針培林	1
5	VI05	Connecting Rod	培林殼連桿	1
6	VI06	Retaining Ring	扣環	1
7	SV221	Screw (M4 - 0.7 × 8)	螺絲	1
8	VI08	Washer	墊片	1
9	VI09	Adjusting Lever Pin	可調式插銷	1
10	WF06	Washer	墊片	1
11	NF31	Nut (M6 - 1.0)	螺帽	1
12	VI12	Collar	軸環	1
13	SF222	Screw (M4 - 0.7 × 6)	螺絲	2
14	VI14	Adjusting Lever	可調式接柄	1
15	SV268	Screw (M6 - 1.0 × 16)	螺絲	1
16	VI16	Driving Shaft	主動軸	1
17	VI17	Rocking Arm	搖臂	1
18	SF240	Screw (M6 - 1.0 × 6)	螺絲	4
19	VI19	Rocking Pin	延展臂	1
20	VI20	Spreader Bar	支點臂	1
21	VI21	Bushing Ring	襯環	1
22	VI22	Collar (10 × 18 × 7 mm)	軸環	1
23	SF228	Screw (M4 - 0.7 × 4)	螺絲	2
24	VI24	Spreader Holder	裝飾線擺動臂	1
25	GI25	Spreader	裝飾線結線勾	1
26	SV222	Screw (M4 - 0.7 × 12)	螺絲	2

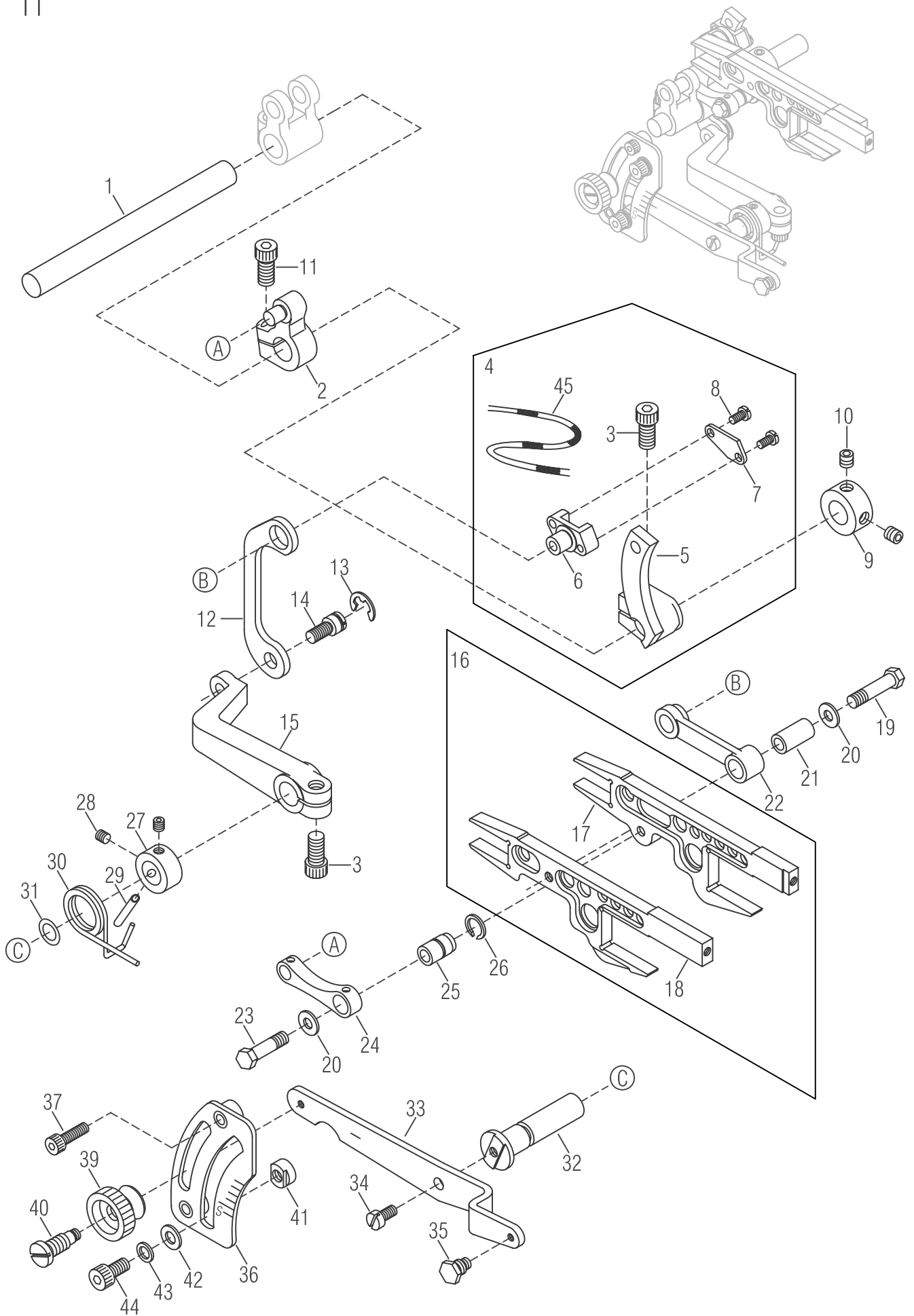


LOOPER DRIVING MECHANISM

下勾針機構

10

Ref. No.	Parts No.	Description	品名	Amt. Req.
1	GJ01	Looper Rocker Connecting Rod , C . Set (2)	下勾針搖臂偏心連桿組	1
2	GJ02	Looper Rocker Connecting Rod , C . Set (1)	下勾針搖臂微調連桿組	1
3	GJ03	Looper Rocker Connecting Rod	搖臂連桿	1
4	SV223	Screw (M4 - 0.7 × 14)	螺絲	5
5	GJ05	Looper Rocker Eccentric	搖臂偏心輪	1
6	SV250	Screw (M5 - 0.8 × 5)	螺絲	5
7	GJ07	Connecting Rod Pin	連桿插銷	1
8	GJ08	Washer	墊片	1
9	NV12	Nut (M6 - 1.0)	螺帽	1
10	GJ10	Looper Rocker Lever	微調搖臂桿	1
11	SF230	Screw (M5 - 0.8 × 12)	螺絲	1
12	GJ12	Looper Rocker Adjusting Guide Plate	押板	1
13	GJ13	Screw (M3 - 0.5 × 6)	螺絲	2
14	GJ14	Adjusting Screw (M2.5 - 0.45 × 10.5)	微調螺絲	1
15	GJ15	Collar (10 × 17 × 8 mm)	軸環	1
16	SF231	Screw (M5 - 0.8 × 14)	螺絲	1
17	GJ17	Looper Rocker Shaft	搖臂主軸	1
18	GJ18	Looper Rocker Arm	傳動臂	1
19	GJ19	Looper Slide Block	滑動擋塊	1
20	GJ20	Seal Plug	銅塞	1
21	GJ21	Looper Slide Block Pin	滑動擋銷	1
22	SV253	Screw (M5 - 0.8 × 16)	螺絲	1
23	GJ23	Looper Connecting Rod	連桿	1
24	GJ24	Link Pin (Short)	連接銷	1
25	GJ25	Screw (SM11 / 64 - 40 × 5)	螺絲	1
26	GJ26	Looper Driving Lever Link	驅動桿連接器	1
27	GJ27	Screw (SM11 / 64 - 40 × 4)	螺絲	1
28	GJ28	Link Pin (Long)	連接器插銷	1
29	GJ29	Looper Driving Lever	下勾針驅動桿	1
30	MIP080	Screw (M6 - 1.0 × 8)	螺絲	2
31	GJ31	Collar	定位環	1
32	GJ32	Looper Driving Shaft	驅動軸	1
33	GJ33	Looper Holder	搖動臂	1
34				
35	GJ35	Looper	下勾針	1
36	GJ36	Screw (M4 - 0.7 × 6)	螺絲	1
37	GJ37	Needle Guard (Front)	頂針片 (前)	1
38	GJ38	Screw (SM3 / 32 - 56 × 4)	螺絲	1
39	GJ39	Screw (M6 - 1.0 × 10)	螺絲	1

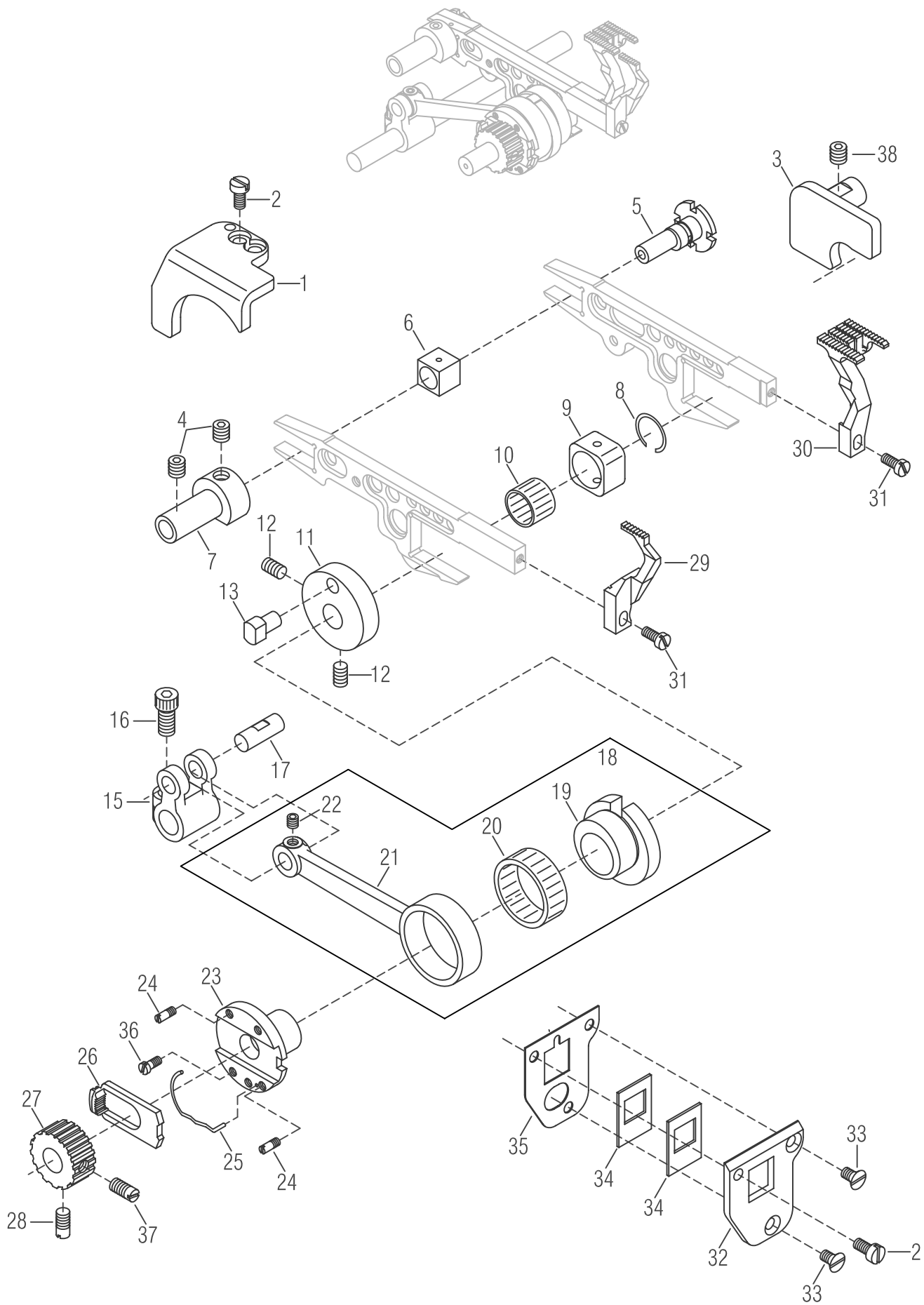


FEED DRIVING CONTROL MECHANISM

差動調整機構

11

Ref. No.	Parts No.	Description	品名	Amt. Req.
1	GK01	Feed Bar Driving Shaft	送料具驅動軸	1
2	GK02	Main Feed Bar Lever	主送料桿聯結器	1
3	GK03	Screw (M6 - 1.0 × 14)	螺絲	1
4	GK04	Differential Rocker , Complete Set	差動搖臂組	1
5	GK05	Differential Rocker	差動弧臂	1
6	GK06	Differential Regulating Slider	差動調整滑塊	1
7	GK07	Differential Regulating Slider Cap	差動調整滑塊蓋	1
8	GK08	Screw (M3 - 0.5 × 5.6)	螺絲	2
9	GK09	Collar (10 × 19 × 9 mm)	軸環	1
10	SV250	Screw (M5 - 0.8 × 5)	螺絲	2
11	SF231	Screw (M5 - 0.8 × 14)	螺絲	1
12	GK12	Slider Link	滑動連結臂	1
13	GK13	Retaining Ring	扣環	1
14	GK14	Screw (M5 - 0.8 × 5.5)	螺絲	1
15	GK15	Differential Lever (Inner)	差動臂	1
16	GK16	Feed Bar , Complete Set	送料具固定座組	1
17	GK17	Main Feed Bar	主送料具固定座	1
18	GK18	Differential Feed Bar	差動送料具固定座	1
19	GK19	Screw (M5 - 0.5)	螺絲 (短)	1
20	VJ25	Washer	墊片	2
21	GK21	Connection Bushing	連接套管	1
22	GK22	Differential Feed Bar Connection	送料具差動連桿	1
23	GK23	Screw (M5 - 0.5 × 6)	螺絲 (長)	1
24	GK24	Main Feed Bar Connection	主送料連桿	1
25	GK25	Connection Bushing	連接套管	1
26	GK26	Retaining Ring	扣環	1
27	GK27	Collar (10 × 17 × 8 mm)	軸環	1
28	SF228	Screw (M4 - 0.7 × 4)	螺絲	2
29	GK29	Roll Pin (4 × 16)	滾動插銷	1
30	GK30	Differential Lever Spring	扭簧	1
31	GK31	O - Ring (P7)	O形環	1
32	GK32	Differential Lever Shaft	差動軸	1
33	GK33	Differential Lever (Left)	差動臂	1
34	SV232	Screw (M4 - 0.7 × 10)	螺絲	1
35	GK35	Screw (SM11 / 64 - 40)	螺絲	1
36	GK36	Differential Feed Graduation	差動刻度板	1
37	SV223	Screw (M4 - 0.7 × 14)	螺絲	2
38				
39	GK39	Adjusting Nut	調整螺帽	1
40	GK40	Adjusting Screw (SM1/4-40 , SM11/64-40)	調整螺絲	1
41	GK41	Differential Lever Stop	差動臂止塊	2
42	VK48	Washer	墊片	2
43	SW06	Spring Washer	彈簧墊片	2
44	SV251	Screw (M5 - 0.8 × 8)	螺絲	2
45	VM07	Oil Wick	油線	

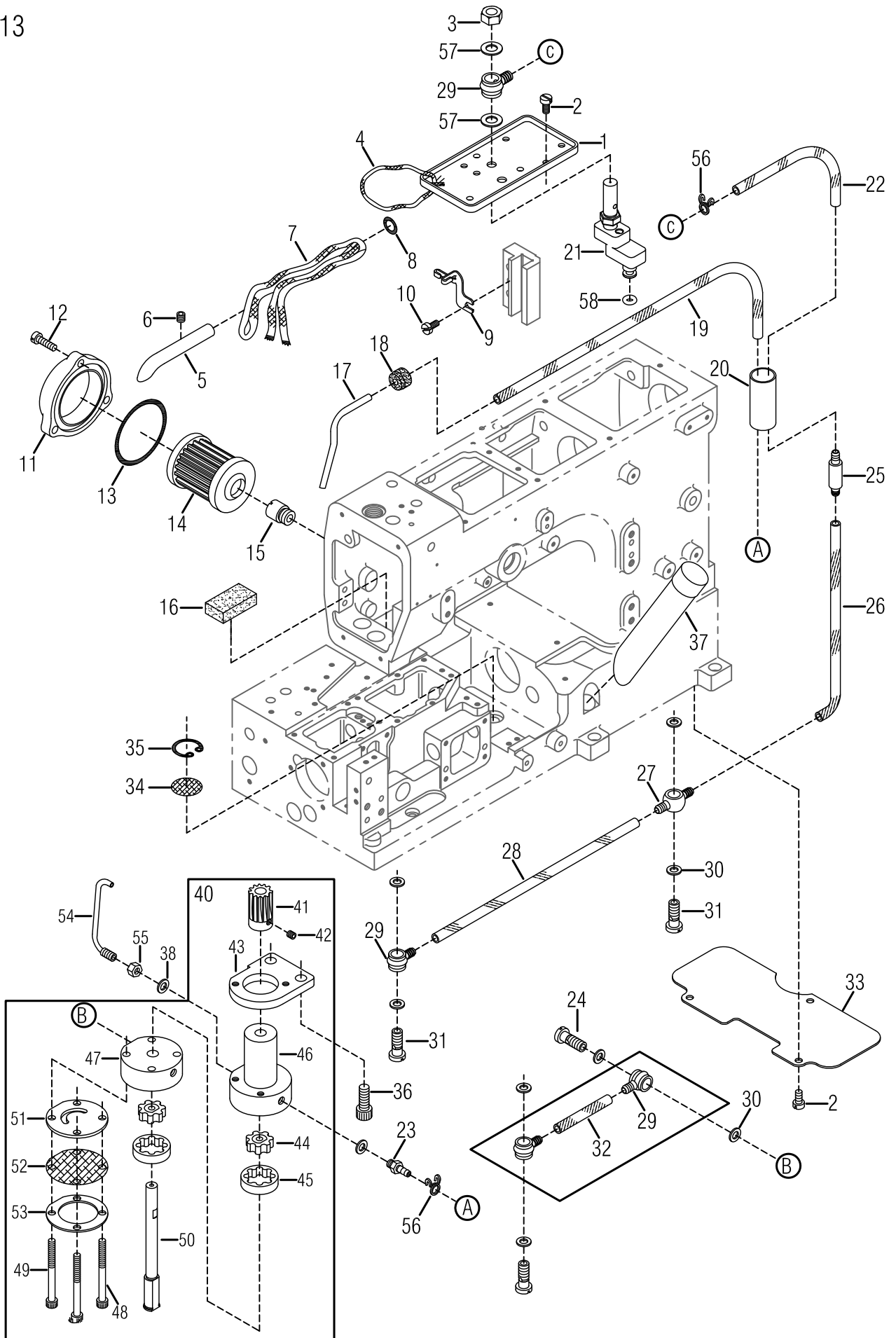


FEED DRIVING MECHANISM

送料具機構

12

Ref. No.	Parts No.	Description	品名	Amt. Req.
1	GL01	Feed Bar Guide (Left)	送料具導片 (左)	1
2	GB37	Screw (M4 - 0.7 × 8)	螺絲	3
3	GL03	Feed Bar Guide (Right)	送料具導片 (右)	1
4	SF240	Screw (M6 - 1.0 × 6)	螺絲	2
5	GL05	Feed Adjusting Pin	送料調整插銷	1
6	VL35	Feed Bar Block (Rear)	送料具提升滑塊 (後)	1
7	GL07	Feed Bar Guide (Rear)	送料具導桿 (後)	1
8	GL08	Retaining Ring	扣環	1
9	GL09	Feed Bar Block (Front)	送料具提升滑塊 (前)	1
10	GL10	Roller Bearing	滾珠軸承	1
11	GL11	Eccentric Pin Holder	偏心銷座	1
12	GL12	Screw (M5 - 0.8 × 8)	螺絲	2
13	GL13	Feed Dog Eccentric Pin	送料具偏心銷	1
14				
15	GL15	Feed Bar Driving Shaft Lever	送料驅動連結器	1
16	GL16	Screw (M6 - 1.0 × 12)	螺絲	1
17	GL17	Connecting Rod Pin	連結器插銷	1
18	GL18	Driving Connecting Rod, Complete Set	驅動連桿組	1
19	GL19	Feed Dog Eccentric	送料具偏心輪	1
20	GL20	Roller Bearing	滾珠軸承	1
21	GL21	Feed Dog Driving Connecting Rod	送料具驅動連桿	1
22	SF228	Screw (M4 - 0.7 × 4)	螺絲	1
23	GL23	Feed Dog Regulating Eccentric	送料具調節偏心輪	1
24	GL24	Screw (M3 - 0.5 × 4)	螺絲	3
25	GL25	Feed Dog Regulating Plate Spring	送料具調節板彈簧	1
26	GL26	Feed Dog Regulating Plate	送料具調節板	1
27	GL27	Feed Dog Regulating Gear	送料具調節齒輪	1
28	GL28	Screw (M5 - 0.8 × 6)	螺絲	1
29	G702D12	Main Feed Dog	主齒	1
30	G701D12	Differential Feed Dog	差動齒	1
31	SV310	Screw (M3.5 - 0.6 × 8)	螺絲	2
32	GL32	Feed Bar Shield Holder (Front)	送料具護殼 (前)	1
33	SV224	Screw (M4 - 0.7 × 7.5)	螺絲	2
34	GL34	Feed Bar Shield	送料具護片	2
35	GL35	Feed Bar Shield Holder (Rear)	送料具護殼 (後)	1
36	GL36	Screw (M3 - 0.5 × 6.3)	螺絲	1
37	GL37	Screw (M5 - 0.8 × 12)	螺絲	1
38	SV264	Screw (M6 - 1.0 × 8)	螺絲	1



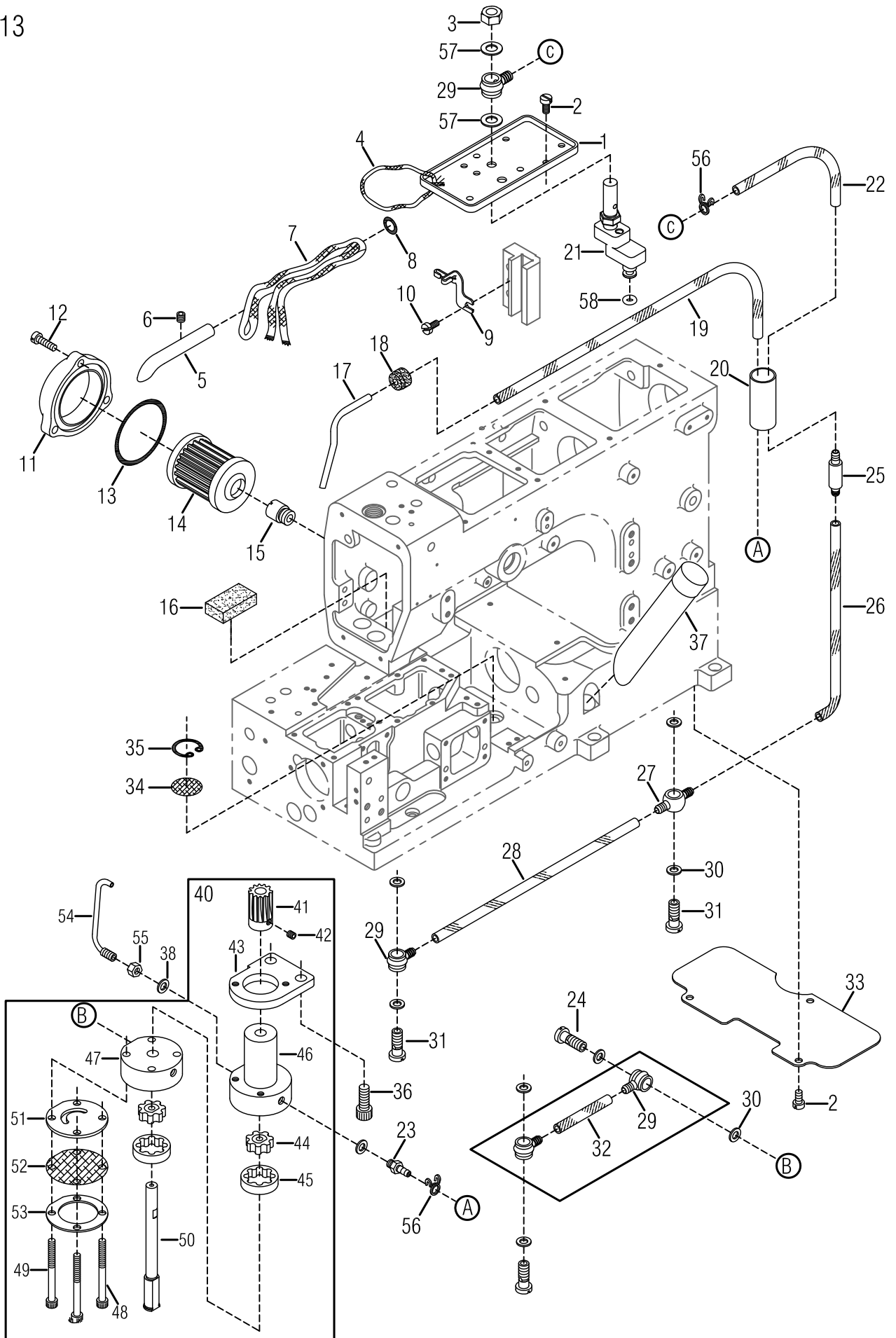
LUBRICATING MECHANISM

機器給油機構

13

Ref. No.	Parts No.	Description	品名	Amt. Req.
1	VM01	Oil Receiver	承油盤	1
2	SV221	Screw (M4 - 0.7 × 8)	螺絲	5
3	NV13	Nut	螺帽	1
4	VM04	Oil Wick	油蕊	1
5	VM05	Needle Bar	導油管	1
6	SV227	Screw (M4 - 0.7 × 5)	螺絲	1
7	VM07	Oil Wick	油蕊	1
8	RF21	Oil Ring (P5)	O形油環	1
9	VM09	O - ring Wick Holder	油蕊固定器	1
10	SF114	Screw (SM 9 / 64 - 40 × 7)	螺絲	1
11	FL19	Oil Filter Cap	濾油封蓋	1
12	SV241	Screw (M4 - 0.7 × 14)	螺絲	3
13	RF28	Oil Ring (P42)	O形環	1
14	FL20	Oil Filter	濾油器	1
15	FL21	Oil Filter Connector	濾油器連接器	1
16	VM16	Felt	油氈墊	1
17	VM17	Suction Pipe	迴油管	1
18	VM18	Suction Pipe Bushing	迴油管膠套	1
19	VM19	Oil Tube (3 × 5 × 450 mm)	油管	1
20	VM20	Draining Pipe	油路套管	1
21	N1304-1	Oil Sight Top Nozzle	外視油量上噴嘴	1
22	VM24	Oil Tube (4 × 6 × 130 mm)	油管	1
23	FL15	Oil Tube (Long), Complete Set	油嘴	1
24	SV263	Screw (M6 - 1.0 × 17)	螺絲	1
25	VM25	Non - Return Valve Unit	止回閥	1
26	VM26	Oil Tube (4 × 6 × 280 mm)	油管	1
27	VM27	Oil Tube Joint , Two Way	雙向油管接頭	1
28	GM28	Oil Tube (4 × 6 × 170 mm)	油管	1
29	VM29-1	Oil Tube Joint , One Way	單向油管接頭	4
30	VM37	Seal	紅墊圈	8
31	SV140	Fitting Stud (Short)	轉油螺絲 (短)	3
32	GM34	Oil Tube (4 × 6 × 43 mm)	油管	1
33	GM42	Dust - proof Plate	隔板	1
34	GM16	Oil Filter Screen	濾網	1
35	GM15	Oil Filter Screen Clamp	濾網固定環	1
36	SV268	Screw (M6 - 1 × 16)	螺絲	2
37	GM43	Oil Sight Gauge	油鏡	1
38	FL14	Seal	紅墊圈	2
39				
40	GM35	Oil Pump , Complete Set	油泵組	1

※ Ref. No. 41 to 58 See the following page .

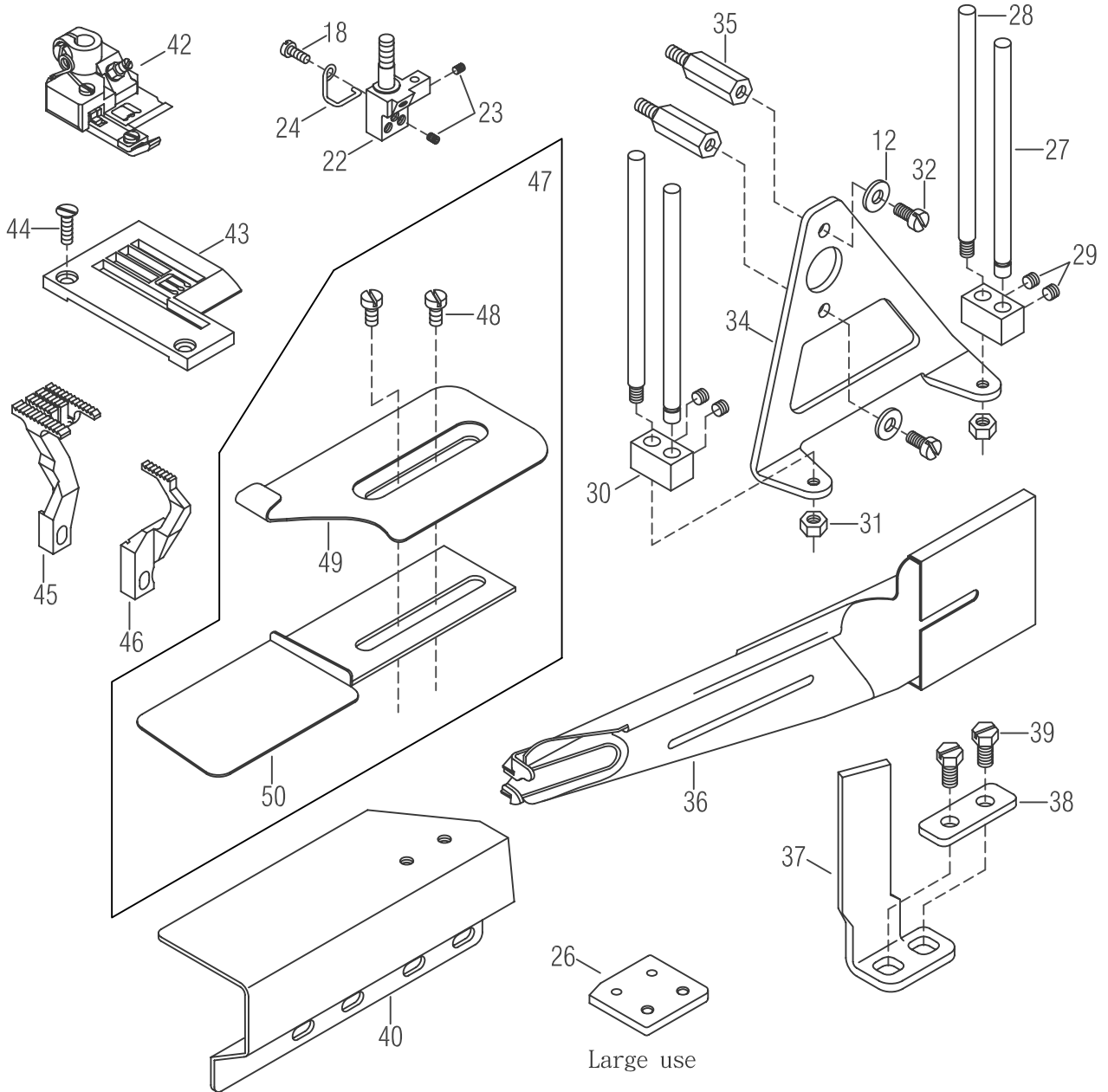
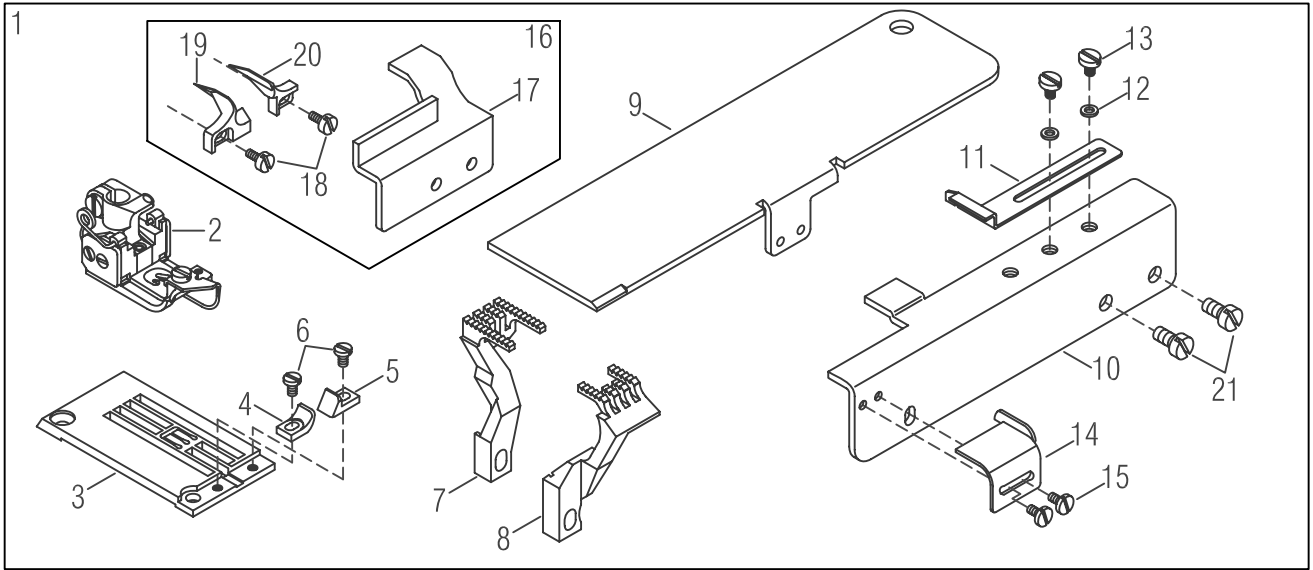


LUBRICATING MECHANISM

機器給油機構

Ref. No.	Parts No.	Description	品名	13 Amt. Req.
41	VM41	Oil Pump Driving Worm Gear	油泵驅動蝸齒	1
42	SF228	Screw (M4 -0.7 × 4)	螺絲	2
43	VM40-3	Oil Pump Gear Plate (T=5.5)	油泵固定座 (厚=5.5)	1
44	VM40-42	Outer Gear	內轉子	2
45	VM40-52	Inner Gear	外轉子	2
46	GM35-1	Oil Pump Upper Base	油泵上座	1
47	GM35-2	Oil Pump Lower Base	油泵下座	
48	SV237	Screw (M4 -0.7 × 40)	螺絲	2
49	GM49	Screw (M4 -0.7 × 30)	螺絲	2
50	VM54	Center Shaft	心軸	1
51	VM40-2	Base Plate	油泵底座	1
52	VM40-8	Oil Filter	鐵網	1
53	VM40-9	Filter Plate	鐵片	1
54	VM46-1	Oil Nozzle For Worm Gear	驅動蝸齒噴油嘴	1
55	NV12	Nut	螺帽	1
56	VM35	Oil Tube Clamp	油管束子	2
57	GB24	Washer	墊圈	2
58	L1202	O-ring	O型環	1

Ref. No. 1 to 40 See the preceding page .



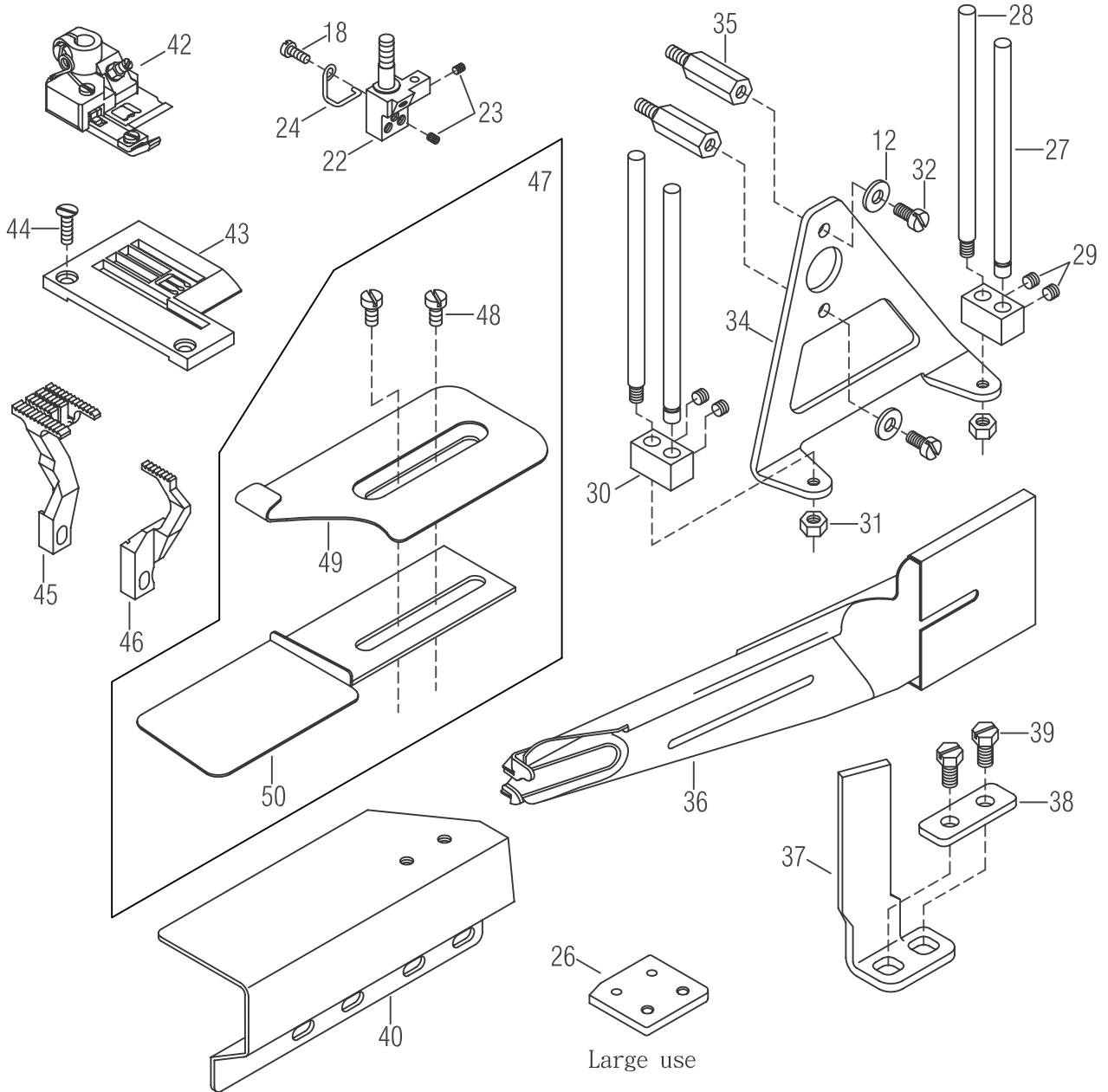
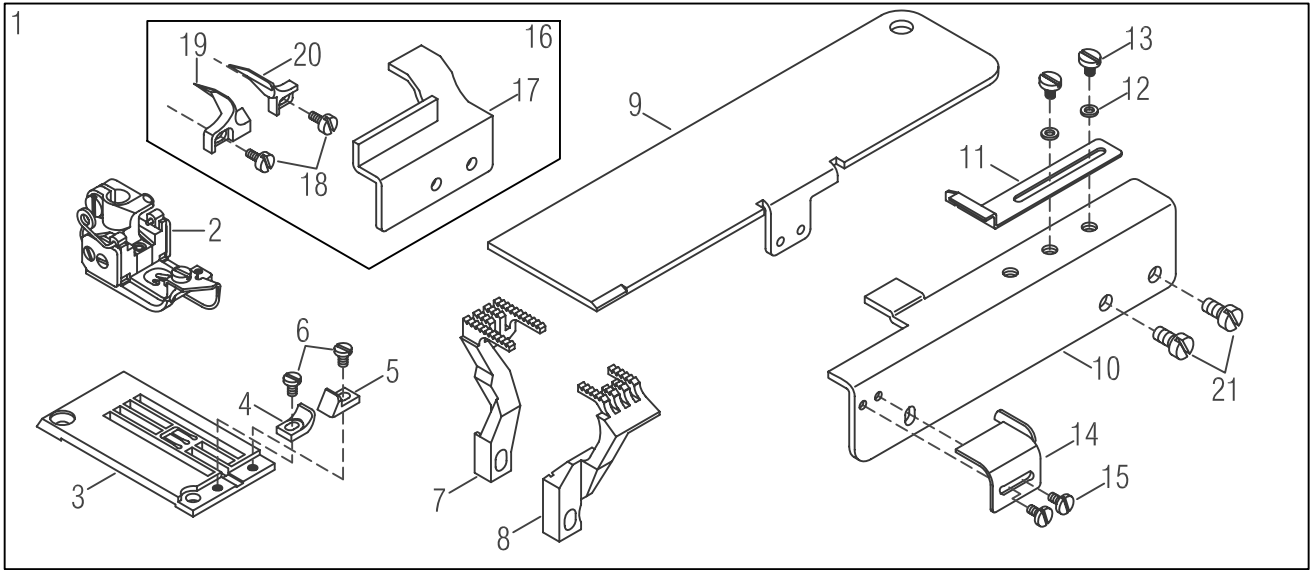
FG797,FG798 EXCLUSIVE PARTS (1)

附屬零件(1)

14

Ref. No.	Parts No.	Description	品名	Amt. Req.
1			三本車用針距組	1
2-1	VH240	Presser Foot (240)	壓腳 (2針4.0)	
2-2	VH248	Presser Foot (248)	壓腳 (2針4.8)	
2-3	VH356	Presser Foot (356)	壓腳 (3針5.6)	1
2-4	VH364	Presser Foot (364)	壓腳 (3針6.4)	
2-5	VH460	Presser Foot (460)	壓腳 (4針6.0)	
2-6	VH464	Presser Foot (464)	壓腳 (4針6.4)	
3-1	G8240P31	Stitch Plate (240)	針板 (2針4.0)	
3-2	G8248P31	Stitch Plate (248)	針板 (2針4.8)	
3-3	G8356P31	Stitch Plate (356)	針板 (3針5.6)	1
3-4	G8364P31	Stitch Plate (364)	針板 (3針6.4)	
3-5	G8460P31	Stitch Plate (460)	針板 (4針6.0)	
3-6	G8464P31	Stitch Plate (464)	針板 (4針6.4)	
4	VG36	Fabric Guide (Left)	布導器 (左)	1
5	VG35	Fabric Guide (Right)	布導器 (右)	1
6	SV102	Screw (SM3 / 32 - 56 × 3.5)	螺絲	2
7-1	G801D12	Main Feed Dog	九齒	1
7-2	G801D22	Main Feed Dog (for 460/464 stitch plate)	九齒 (須配合6.0/6.4針板)	1
8-1	G802D12	Differential Feed Dog	九齒	1
8-2	G802D22	Differential Feed Dog (for 460/464 stitch plate)	九齒 (須配合6.0/6.4針板)	1
9-1	GB04-1	Corner Plate (Short) 797	角板 (短) 797	1
9-2	GB04-2	Corner Plate (Long) 798	角板 (長) 798	1
10	G1410	Widen Support Plate	L型加寬板	1
11	G1411	Right Fabric Folder	擋布押板	1
12	WF04	Washer	墊片	4
13	SV239	Screw (M4 - 0.7 × 5)	螺絲	2
14	14-5	Left Fabric Folder	左擋邊	1
15	SV209	Screw (M2.5 - 0.45 × 4)	螺絲	2
16	14-16	Fabric Guide Set	導布器組	1
17	G1417	Fabric Guide Bracket	導布器固定架	1
18	SF205	Screw (M2.6 - 0.45 × 6)	螺絲	3
19	VB23	Fabric Guide (Left)	導布器 (左)	1
20	VB22	Fabric Guide (Right)	導布器 (右)	1
21	SV211	Screw (M4 - 0.7 × 8)	螺絲	2
22	VG356	Needle Clamp	針鐮	1
23	SF106	Screw (SM1 / 8 - 44 × 2.7)	螺絲	4
24	VG21-1	Eyelet Spring	針鐮線固定	1
25				
26	G1426	Tape Binder Extend Plate (Large)	(特大) 拉叭延伸板	1
27	29-17	Tape Guide Post	支軸	2
28	29-16	Tape Guide Post	螺軸	2
29	SV242	Screw (M4 - 0.7 × 3)	螺絲	4
30	29-18	Fixed	固定方塊	1

※ Ref. No. 31 to 50 See the following page .

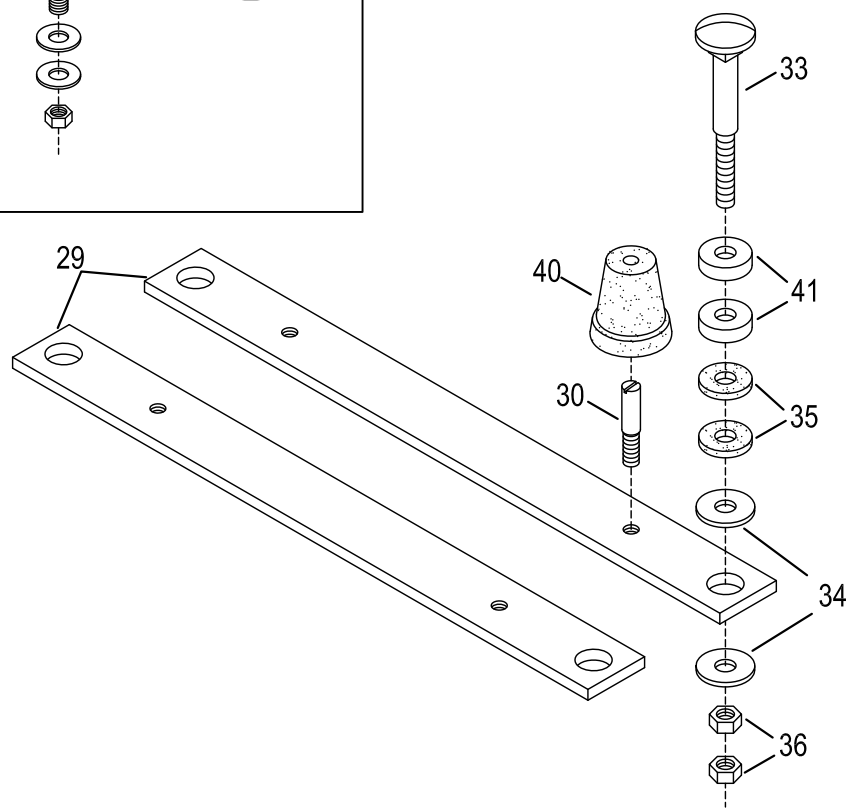
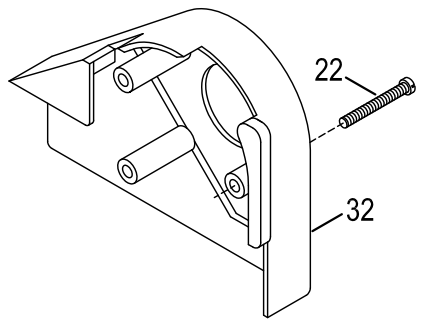
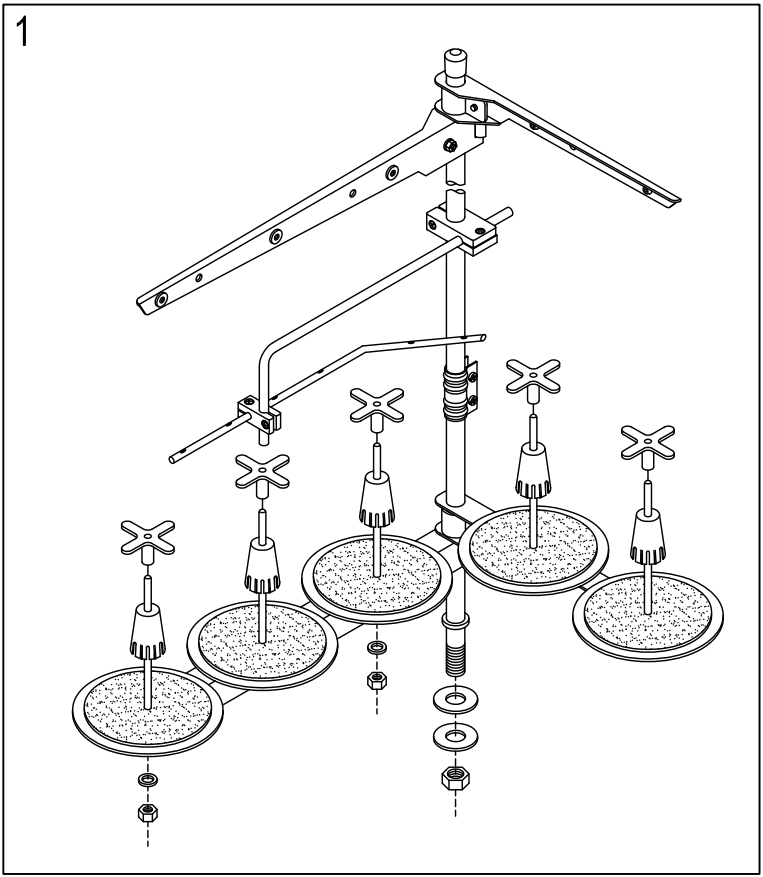


FG797,FG798 EXCLUSIVE PARTS (1)

附屬零件(1)

Ref. No.	Parts No.	Description	品名	Amt. Req.
31	NF12	Nut	螺帽	2
32	SV221	Screw (M4 - 0.7 × 8)	螺絲	2
33				
34	29-12	Binding Bracket	A型支架	1
35	29-13	Screw (M4 - 0.7 × 8)	螺絲	2
36	GW01	Folder (for Type P)	滾邊器	1
37	G1437	Folder Support	固定座	1
38	F1524	Folder Support Fixing Plate	方型墊片	1
39	GW07	Screw (M5 - 0.8 × 15)	螺絲	2
40	G1440	Wider Binding Plate	併縫與滾邊加寬板	1
40-1	G1440-1	Wider Binding Plate (Large)	併縫與滾邊(特寬)	1
42-1	G7240F12	Presser Foot (240)	壓腳組	
42-2	G7248F12	Presser Foot (248)	壓腳組	
42-3	G7356F12	Presser Foot (356)	壓腳組	1
42-4	G7364F12	Presser Foot (364)	壓腳組	
43-1	G7240P12	Stitch Plate (240)	針板	
43-2	G7248P12	Stitch Plate (248)	針板	
43-3	G7356P12	Stitch Plate (356)	針板	1
43-4	G7364P12	Stitch Plate (364)	針板	
44	GG14	Screw (SM9 / 64 - 40 × 5)	螺絲	2
45	G701D12	Main Feed Dog	主齒	1
46	G702D12	Differential Feed Dog	差動齒	1
47	GW13	Fabric Joining Binder	四針併縫喇叭組	1
48	GW19	Screw (M4 - 0.7 × 8)	螺絲	2
49	GW17	Upper Binding Plate	四針併縫喇叭上片	1
50	GW18	Lower Binding Plate	四針併縫喇叭下片	1

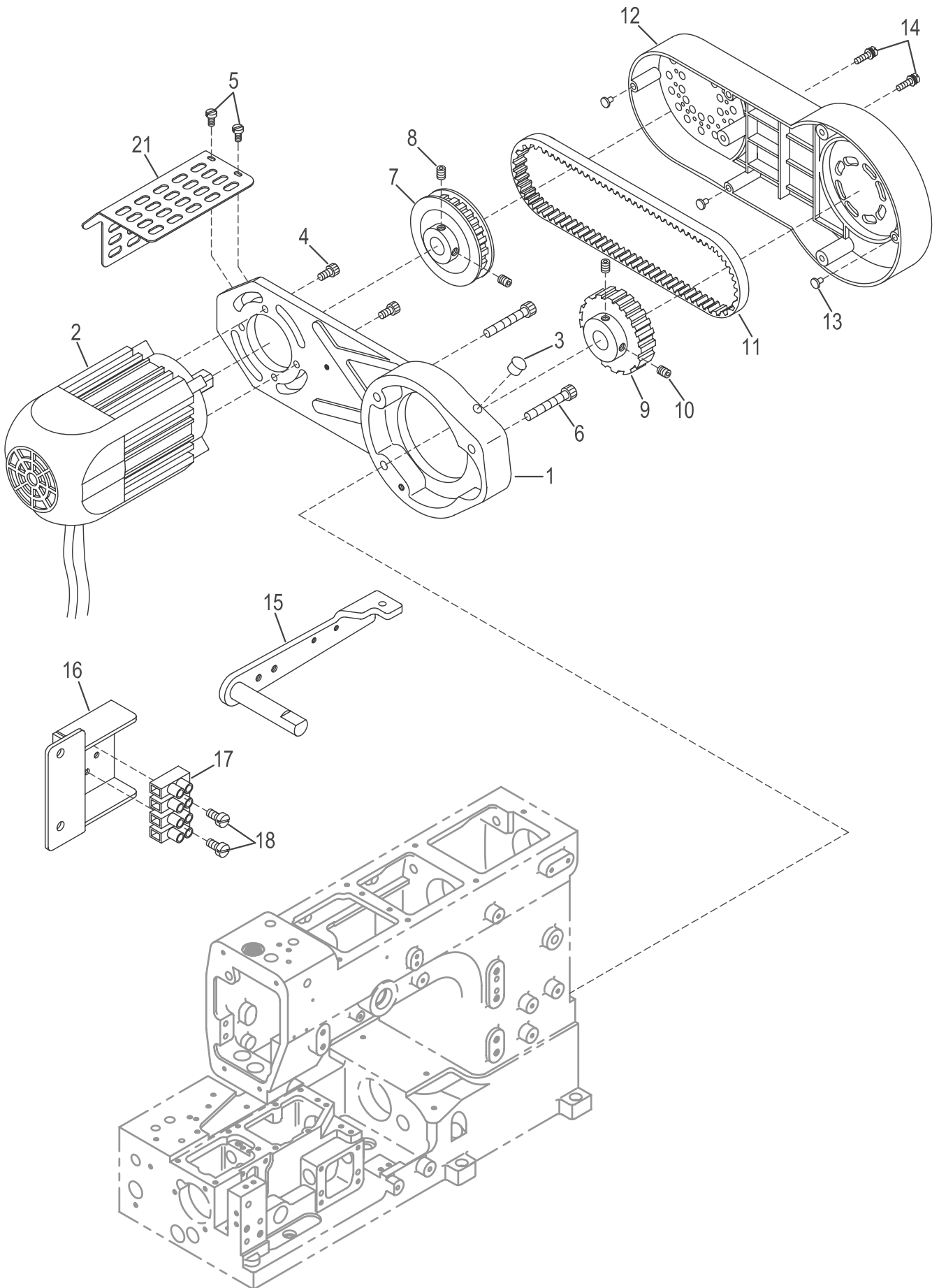
Ref. No. 1 to 30 See the preceding page .



THREAD STAND & SUPPORTING BOARD線架及機頭托架組

15

<u>Ref.</u> <u>No.</u>	<u>Parts</u> <u>No.</u>	<u>Description</u>	<u>品名</u>	<u>Amt.</u> <u>Req.</u>
1	15-1	Thread Stand	線架組	1
22	15-22	Screw (M6 - 1.0 × 55)	螺絲	3
29	GW29	Supporting Board	支撐板	2
30	15-30	Setting Screw (Short)	短底座固定螺絲	4
31				
32	G1532	Belt Cover (Top)	皮帶蓋 (上)	1
33	15-33	Hanging Bolt	吊架螺栓	4
34	15-34	Washer	墊片	8
35	15-35	Supporting Board Rubber Cushion	底座支架橡膠避震墊片	8
36	15-36	Nut	螺帽	8
37				
38				
39				
40	N1631-2	Oil Reservoir Rubber Cushion	底座避震膠墊	4
41	GW30	Spacer (See the table below)	隔塊	8

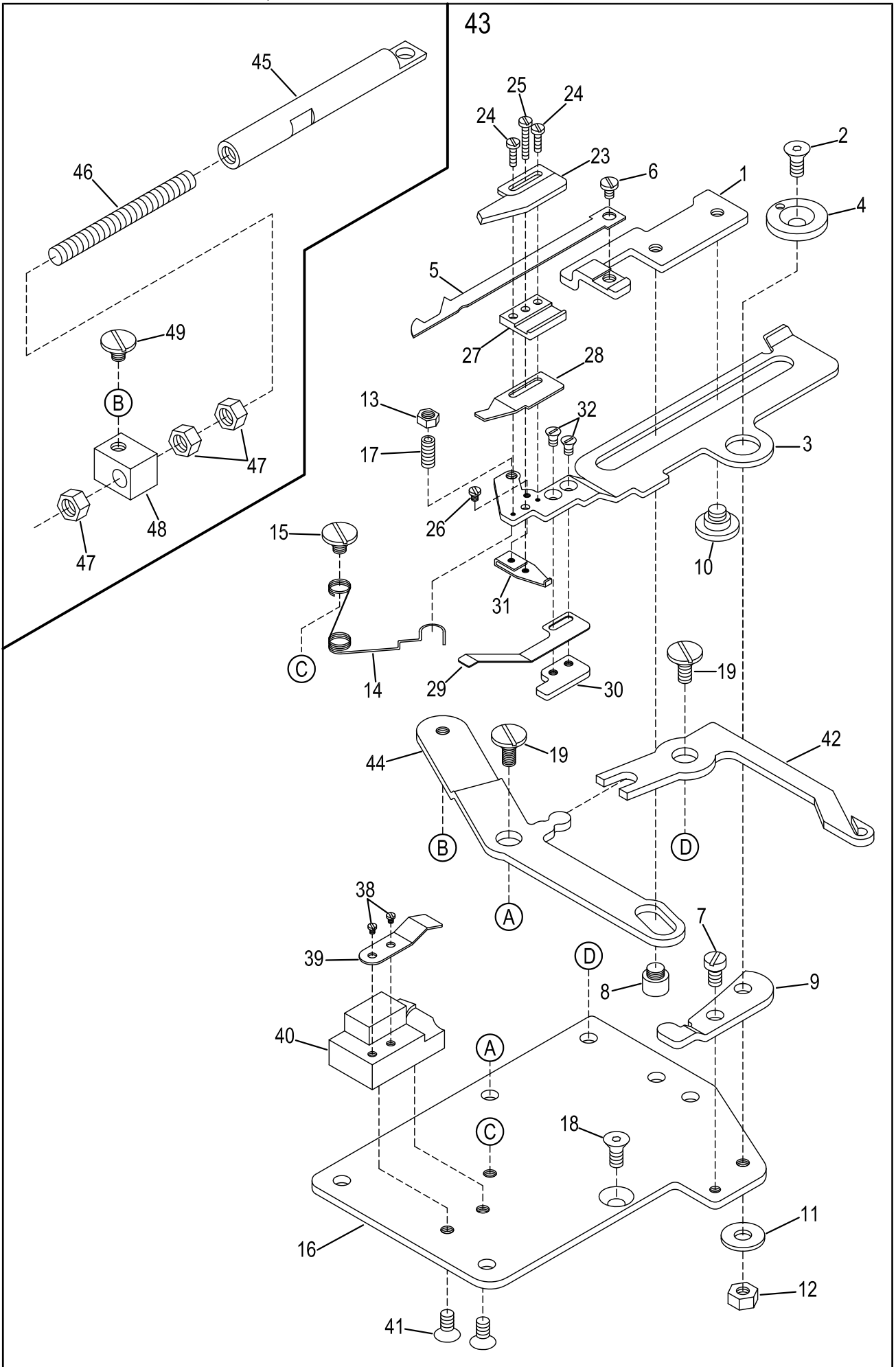


COMPACT – SIZE SERVO MOTOR & ATTACHMENT

電子小馬達傳動機構

16

Ref. No.	Parts No.	Description	品名	Amt. Req.
1	G1604	Brackert	馬達支撐架	1
2	F1602	Compact Servo Motor (HVP 70-4-66-215)	傳動小馬達	1
3	RF06-1	Head Cover Seal Plug	膠塞	1
4	SF230	Screw (M5 - 0.8 × 12)	螺絲	4
5	MDA060	Screw (M3-0.6×6)	螺絲	4
6	SF243	Screw (M6-1.0×25)	螺絲	3
7	F1607-1	Transmission Gear	齒型帶動輪	1
8	SV264	Screw (M6-1.0×8)	螺絲	3
9	F1609-1	Synchronized Gar	同步傳動輪	1
10	SV261	Screw (M6-1.0×8)	螺絲 (尖頭)	1
11	G1611	Synchronized Belt (550-5GT)	同步傳動皮帶	1
12	F1612	Belt Guard	皮帶安全蓋	1
13	F1613	Vivration Absorb Plug	減震橡膠塞	4
14	MFL160	Screw (M4-0.7×16)	螺絲	3
15	F1615	Foot Lift Lever	押腳提升柄	1
16	F1616	Solenoid Base	端子固定座	1
17	19-40	Terminator Base	端子座	1
18	MDA100	Screw (M3-0.5×10)	螺絲	2
19				
20				
21	F1621	Safety Cover	小馬達安全蓋	1

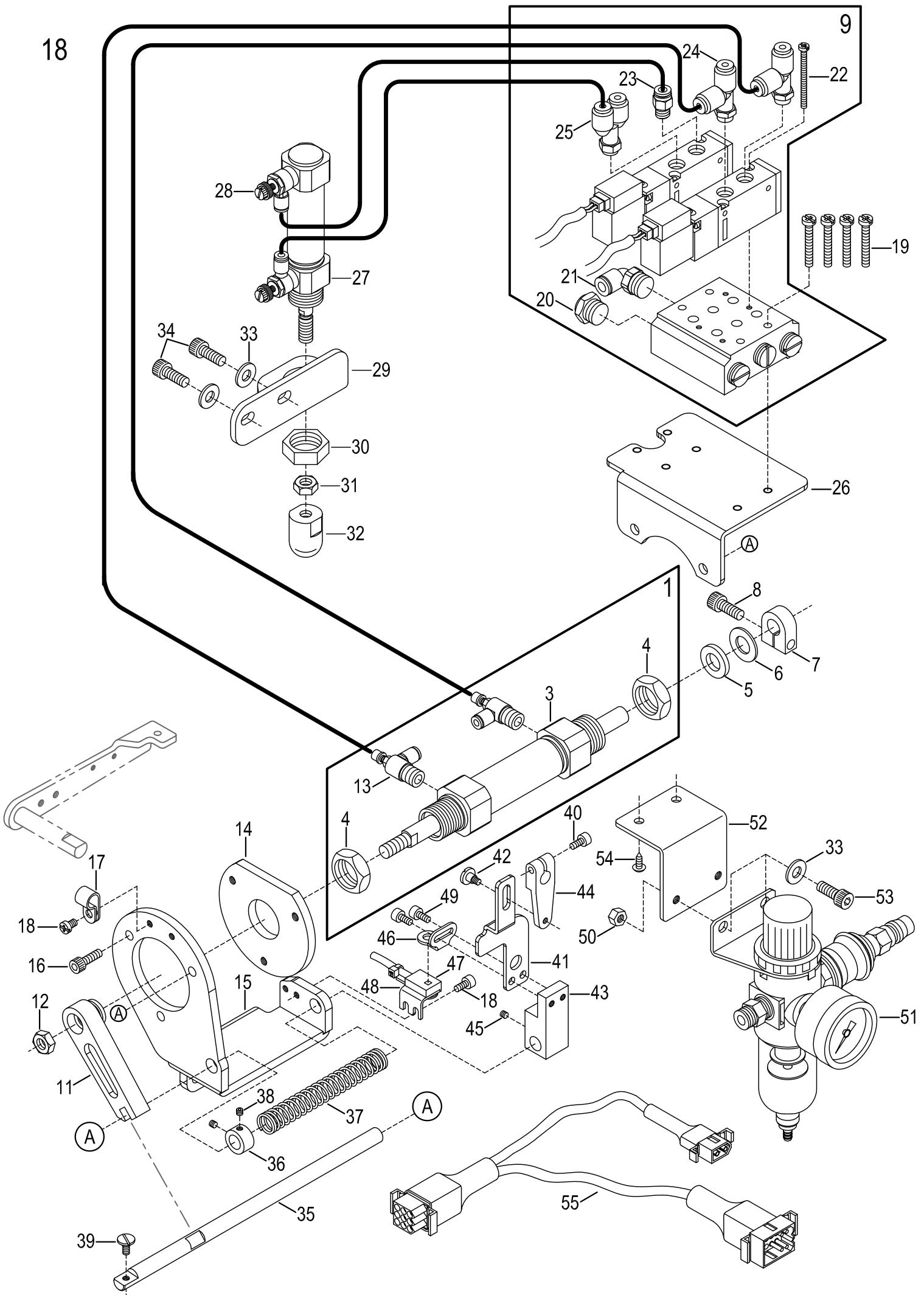


FG-798, FG-666 AST EST UNDER THREAD TRIMMER

下切刀驅動機構

17

Ref. No.	Parts No.	Description	品名	Amt. Req.
1	G1701-1	Lower Knife Carrier	下切刀固定座	1
2	G1702	Screw	皿型螺絲	1
3	G1703	Upper Knife Carrier	下切刀活動刀座	1
4	G1704	Knife Guide Lever Ring	調整切刀偏心輪	1
5	G1705	Lower Knife	活動刀	1
6	MDB025	Screw	螺絲	1
7	SV208	Screw(M3-0.5x4.4)	螺絲	1
8	G1708	Screw	螺軸	1
9	G1709	Lower Knife Carrier Stop	固定切刀固定座	1
10	G1710	Screw	螺絲	1
11	WF03	Washer	華司	1
12	NF27	Nut (M4)	螺帽	1
13	G1713	Nut	螺帽	1
14	G1714	Spring	推進彈簧	1
15	20-112	Screw(M3-0.5)	螺絲	1
16	G1716	Crank Chamber Cover	下切刀基板	1
17	G1717	Screw	螺絲	1
18	SV228	Screw	螺絲	1
19	G1719	Screw	螺絲	2
23	G1723-1	Upper Knife	固定刀	1
24	17-24	Screw	螺絲	2
25	17-25	Screw	螺絲	1
26	17-26	Screw	螺絲	1
27	17-27-2	Upper Knife Guide	刀墊座	1
28	17-28	Clamp Spring	夾線片	1
29	G1729	Clamp Spring Presser	夾線押簧片	1
30	17-30	Clamp Spring Presser Holder	夾線固定板	1
31	17-31	Clamp Spring Presser Adjusting Piece	夾線調節板	1
32	17-32	Screw	皿型螺絲	2
38	G1738	Screw	螺絲	2
39	G1739	Trimming Spring Presser Plate	穩定刀押簧片	1
40	G1740	Trimming Fixed Block	穩定刀座	1
41	G1741	Screw	皿型螺絲	2
42	G1742	Thread Tension Releaser	鬆線器	1
43	G1743	Under Thread Trimmer, Complete Set	798 & 666下切刀驅動組	1
44	G1744	Driving Lever	驅動桿	1
45	G1745	Plunger Connecting Rod Pin	軸心	1
46	19-36	Screw (M5-0.8x40)	螺絲	1
47	NV12	Nut	螺帽	3
48	G1748	Connecting Block	調節座	1



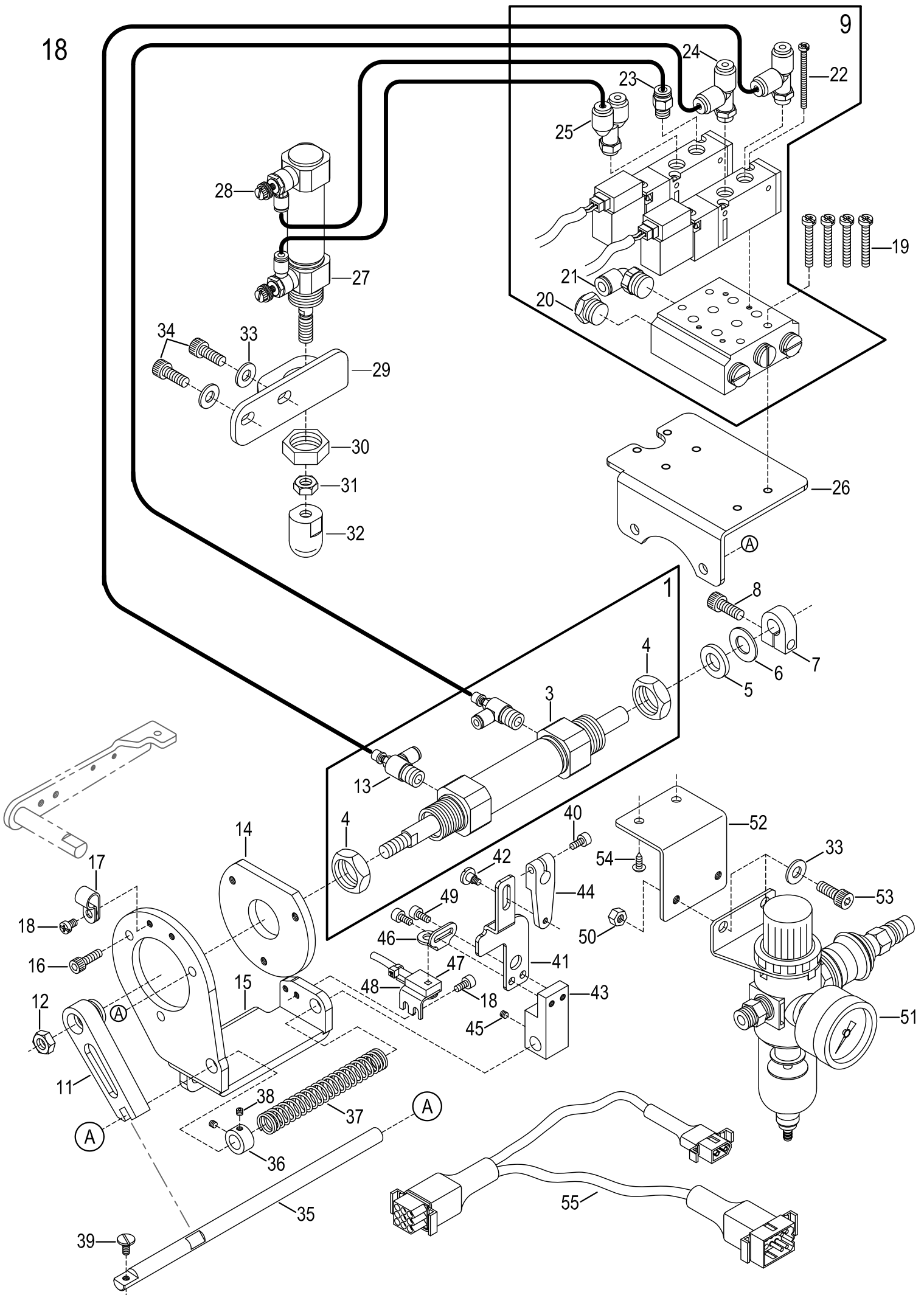
PRESSER FOOT LIFTER (PNEUMATIC TYPE)

氣壓式抬壓腳組與氣壓閥壓力表

18

Ref. No.	Parts No.	Description	零件名稱	Amt. Req.
1	G1801	Trimming Cylinder Complete Set	氣缸組	1
2				
3	21-02	Trimming Cylinder	氣缸	1
4	21-04	Nut	螺帽	2
5	21-05	Washer	華司	1
6	21-06	Anti-shock Rubber	避震膠墊	1
7	21-07	Collar	止推座	1
8	SF231	Screw (M5-0.8×14)	螺絲	1
9	23-15CLL2	Air Solenoid Base Set	氣壓電磁閥組	1
10				
11	G1811	Lever	曲柄	1
12	G1812	Nut (M8)	螺帽	1
13	21-03	Adjusting Air Value	調節閥	2
14	G1814	Cylinder Bracket	氣缸連座	1
15	G1815	Trimming Solenoid Support	下切刀驅動固定座	1
16	SV252	Screw (M5-0.8×10)	螺絲	3
17	FL13	Cord Clamp	導線固鈕	1
18	SV221	Screw (M4-0.7×8)	螺絲	3
19	SV236	Screw (M4-0.7×25)	螺絲	4
20	G1820	Silencer	消音塞	2
21	21-15	Elbow Connector	彎接管	1
22	21-17	Screw (M2-0.4×22)	螺絲	4
23	23-26	Air Tube	直接管	1
24	23-27	Air Tube	T型2通接頭	2
25	23-25	Air Tube	Y型2通接頭	1
26	G1826	Air Cylinder Bracket	電磁閥支架	1
27	23-01	Air Cylinder	氣缸	1
28	G1828	Adjusting Value	調節閥	2
29	23-02	Air Cylinder Bracket	氣缸托架	1
30	23-03	Nut	螺帽	1
31	NV14	Nut (M8)	螺帽 (M8)	1
32	23-05	Plastic Pushing Block	塑膠推塊	1
33	WF06	Washer	墊片	4
34	GK03	Screw (M6-1.0×14)	螺絲	2
35	G1835	Shaft	軸心	1
36	HV32	Collar	止推緊環	1
37	G1837	Spring	彈簧	1
38	SV225	Screw (M4-0.7×10)	螺絲	2
39	G1839	Screw	螺絲	1
40	SV223	Screw (M4-0.7×14)	螺絲	1

※ Ref. No. 41 to 55 See the following page .



PRESSER FOOT LIFTER (PNEUMATIC TYPE)

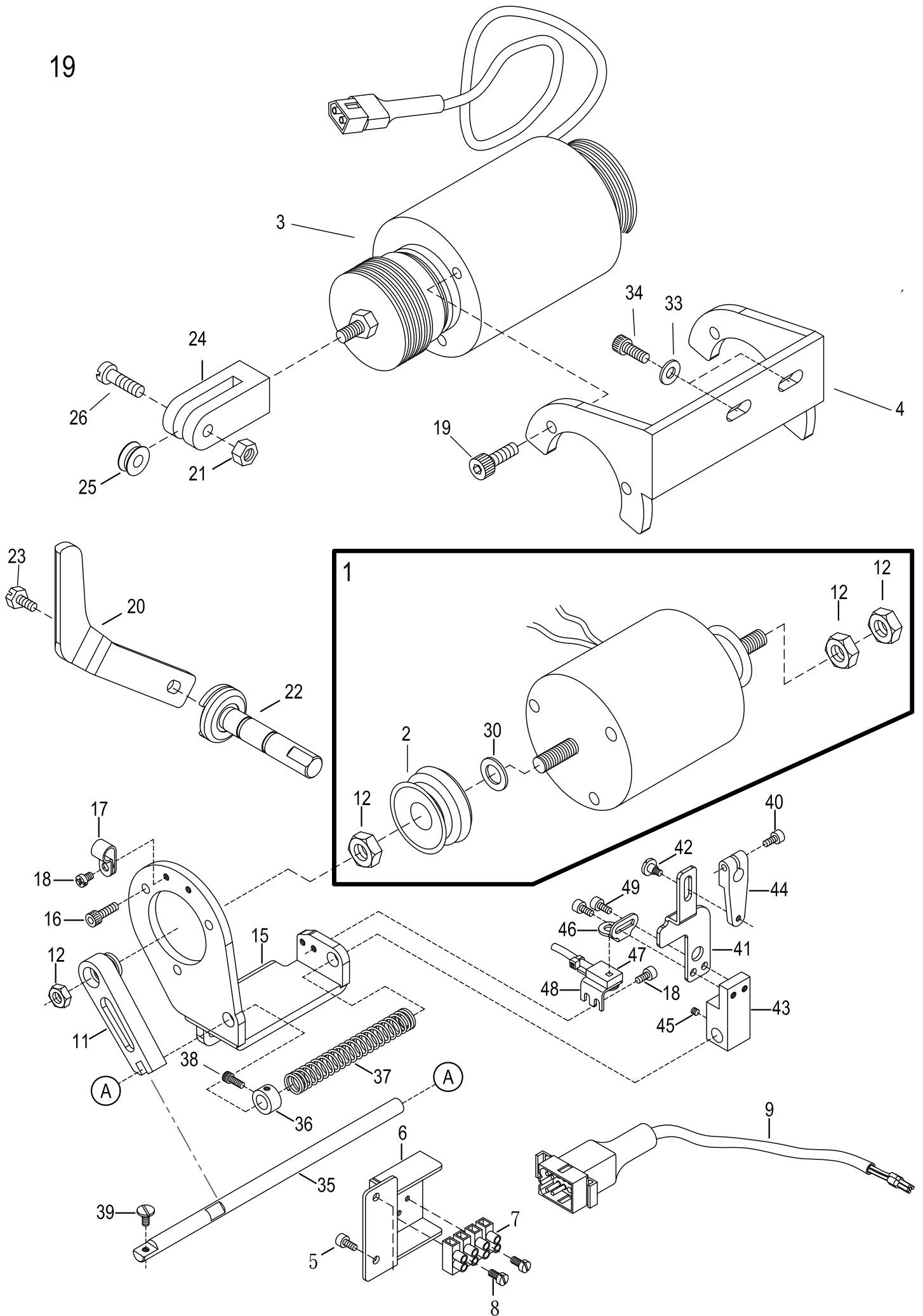
氣壓式抬壓腳組與氣壓閥壓力表

18

Ref. No.	Parts No.	Description	零件名稱	Amt. Req.
41	G1841	Tension Release Connecting Plate	安全開關固定座	1
42	16-10	Screw (M4)	螺絲	1
43	16-06-1	Tension Release Block	壓簧固定座	1
44	16-04-1	Tension Release Lever	張力釋放驅動連桿(後)	1
45	SV260	Screw (M6-1.0x5)	螺絲	2
46	G1758	Magnetic Base	磁鐵座	1
47	G1847	Safety Switch Cord	安全開關線	1
48	G1757	Safety Switch Bracket	安全開關座	1
49	SF225	Screw (M4-0.7x10)	螺絲	2
50	NF31	Nut	螺帽	2
51	23-12	Pressure Meter	壓力表	1
52	23-08	Regulator Support	壓力表支架	1
53	SV266	Screw (M6-1.0x10)	螺絲	2
54	15-24	Wood Screw	木螺絲	2
55	N2020	Pneumatic Adaptor Cord	風切中繼線,雙線	1

Ref. No. 1 to 40 See the preceding page .

19

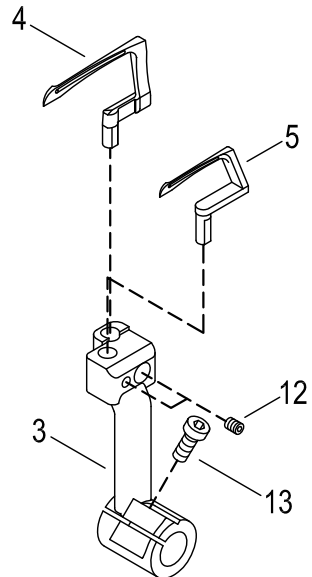
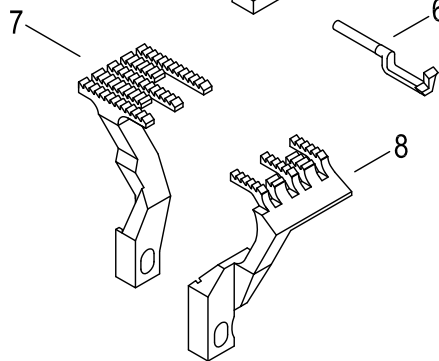
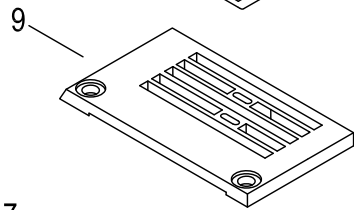
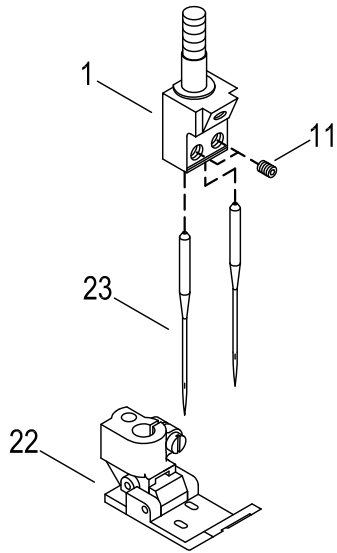
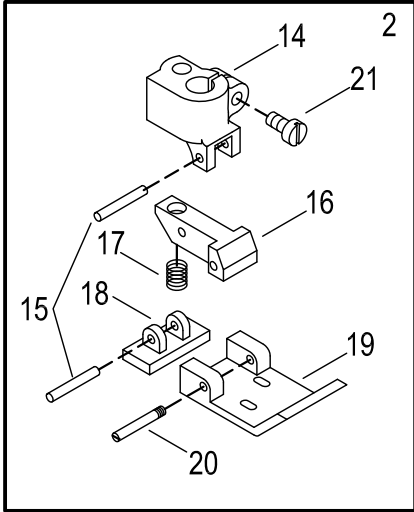
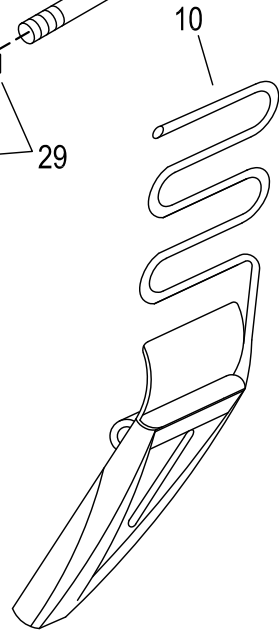
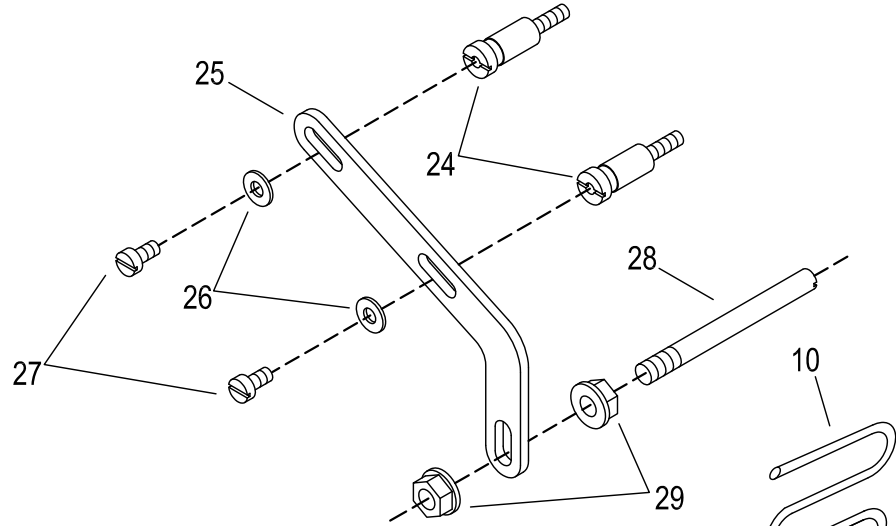


PRESSER FOOT LIFTER (ELECTRIC TYPE)(OPTIONAL)

電磁式抬壓腳組(選配)

Ref. No.	Parts No.	Description	零件名稱	Amt. Req.
1	19-01	Under Trimmer Solenoid	下切刀電磁閥	1
2	19-02	Solenoid Body	電磁閥伸縮護套	1
3	22-01	Presser Foot Lifter Solenoid	抬押腳電磁閥	1
4	G1904	Solenoid Bracket	電磁閥支架	1
5	SV221	Screw (M4-0.7×8)	螺絲	2
6	F1616	Terminator Support	端子固定座	1
7	19-40	Terminator Base	端子座	1
8	MDA100	Screw (M3-0.5×10)	螺絲	2
9	19-43	Adopting Cord	電切用中繼線	1
10				
11	G1811	Lever	曲柄	1
12	G1812	Nut (M8)	螺帽	4
13				
14				
15	G1815	Trimming Solenoid Support	下切刀驅動固定座	1
16	SV252	Screw (M5-0.8×10)	螺絲	3
17	FL13	Cord Clamp	導線固鈕	1
18	SV221	Screw (M4-0.7×8)	螺絲	5
19	SV252	Screw (M5 - 0.8 × 10)	螺絲	4
20	22-07	Lifter Lever	推進器	1
21	NV12	Nut (M5)	螺帽	1
22	22-11	Lifter Link	推進桿	1
23	SF235	Screw (M5 - 0.8 × 10)	螺絲	1
24	22-14	Wheel Base	滾輪座	1
25	22-15	Lifting Wheel Guide	滾輪	1
26	22-16	Screw (M5 - 0.8 x 21)	螺軸	1
27				
33	WF06	Washer	墊片	2
34	22-10	Screw (M6 - 1.0 × 14)	螺絲	2
35	G1835	Shaft	軸心	1
36	HV32	Collar	止推緊環	1
37	G1837	Spring	彈簧	1
38	SV231	Screw (M4 - 0.7 × 18)	螺絲	1
39	G1839	Screw	螺絲	1
40	SV223	Screw (M4-0.7×14)	螺絲	1
41	G1841	Tension Release Connecting Plate	安全開關固定座	1
42	16-10	Screw (M4)	螺絲	1
43	16-06-1	Tension Release Block	壓簧固定座	1
44	16-04-1	Tension Release Lever	張力釋放驅動連桿(後)	1
45	SV260	Screw (M6-1.0×5)	螺絲	2
46	G1758	Magnetic Base	磁鐵座	1
47	G1847	Safety Switch Cord	安全開關線	1
48	G1757	Safety Switch Bracket	安全開關座	1
49	SF225	Screw (M4-0.7×10)	螺絲	2

20

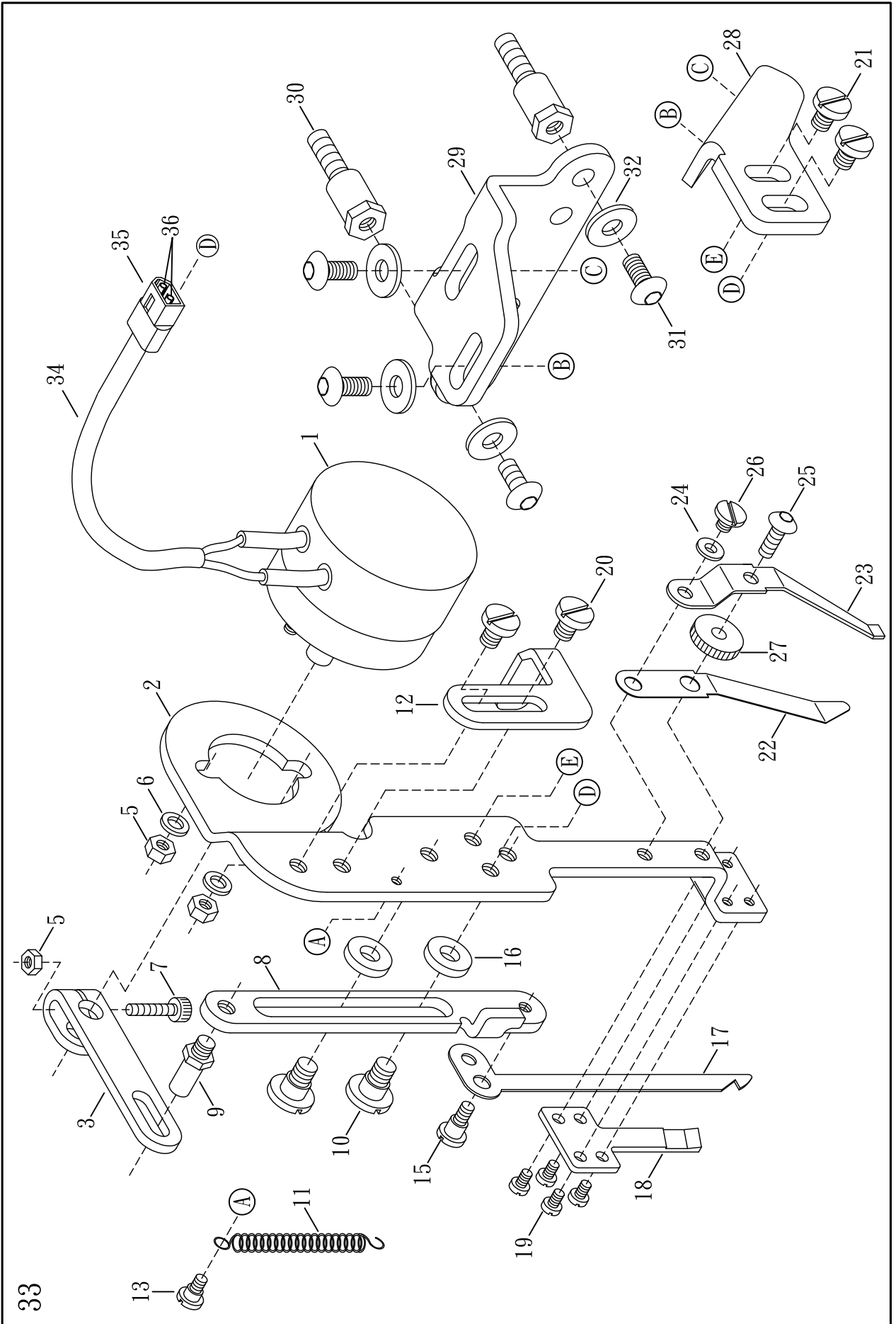


2-NEEDLE 2-LOOPER GAUGE AND TAPE BINDER

雙勾針針距組及貼條喇叭配件(選配)

20

Ref. No.	Parts No.	Description	零件名稱	Amt. Req.
1	GG264	Needle Clamp (264)	針鉤 (2 針 6.4 L)	1
2	G8264	Presser Foot , Complete Set (264)	壓腳組(2針6.4)	1
3	GJ40	Looper Holder	搖動臂	1
4	GJ41	Looper (Front)	下勾針(前)	1
5	GJ42	Looper (Rear)	下勾針(後)	1
6	GJ43	Needle Guard	頂針	1
7	G804D1	Main Feed Dog	主齒	1
8	G803D1	Differential Feed Dog	差動齒	1
9	G8264P31	Stitch Plate (264)	針板 (2 針 6.4 L)	1
10	G2008	3/8 inch Tape Binder	3/8貼條喇叭	1
11	SF106	Screw (SM1 / 8 - 44 × 2.7)	螺絲	2
12	SV227	Screw (M4-0.7 × 5)	螺絲	2
13	SF230	Screw (M5-0.8 × 12)	螺絲	1
14	GS14	Upper Presser Foot	壓腳頭	1
15	GS15	Presser Foot Hinge Pin	壓腳結合插銷	2
16	GS16	Tension Release Block	壓簧固定座	1
17	GS17	Presser Foot Spring	彈簧	1
18	GS18	Lower Presser Foot (Front)	壓腳底(前)	1
19	GS19	Lower Presser Foot (Rear)	壓腳底(後)	1
20	GS20	Hinge Pin	結合插銷	1
21	SF116	Screw (SM9/64-40 × 8)	螺絲	1
22	G2001	Presser Foot	3/8貼條壓腳組	1
23	UY128	Needle (UY128 GAS)	針	2
24	18-30	Screw (M4)	連座螺絲	2
25	G2004	Folder Support	固定座	1
26	WF03	Washer	墊片	2
27	SV221	Screw (M4 - 0.7 × 8)	螺絲	2
28	G2003	Tape Guide Post	支軸	1
29	NV13	Nut (M6)	螺帽	2

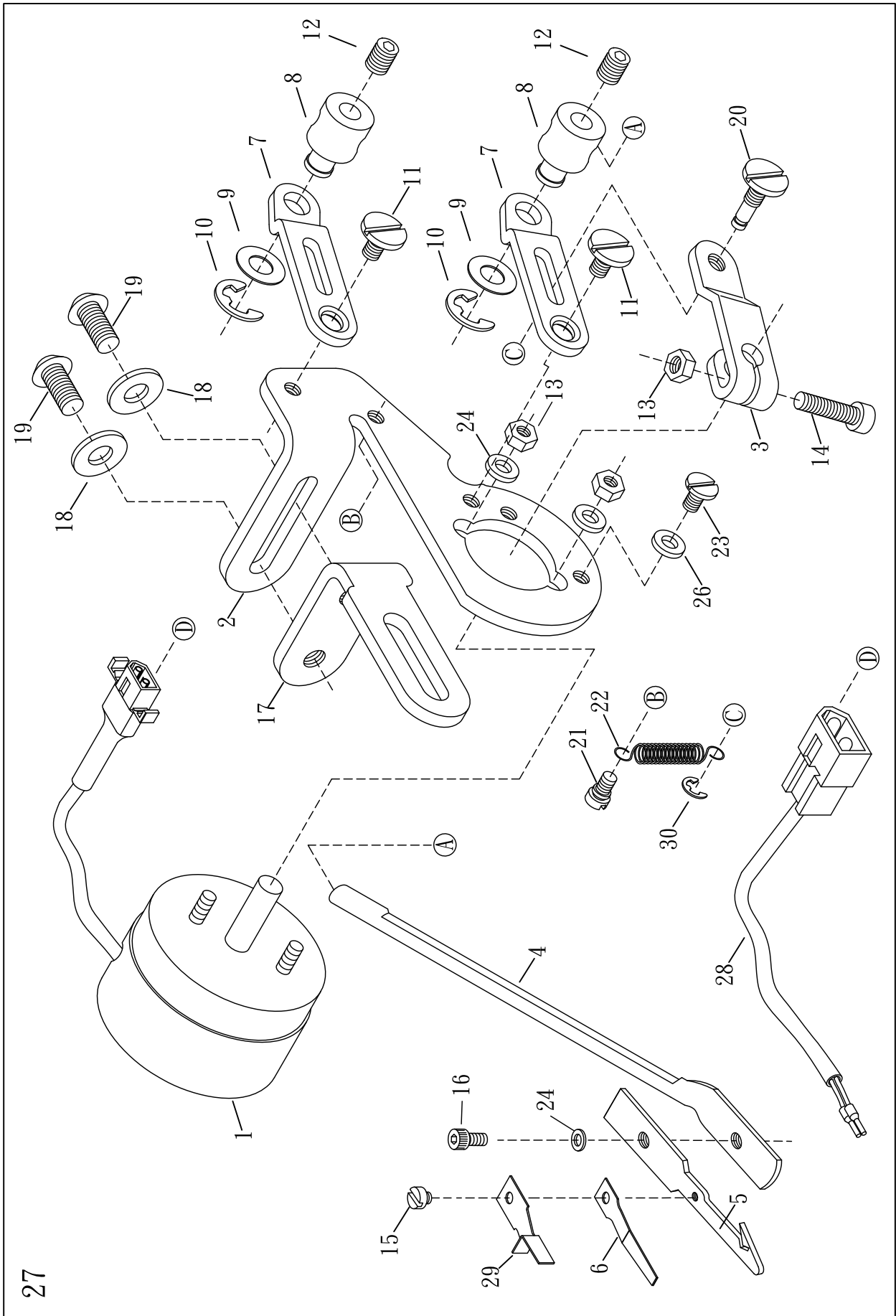


TOP THREAD TRIMMER (ELECTRIC TYPE) (OPTIONAL)

電磁式上切刀機構(選購)

21

Ref. No.	Parts No.	Description	零件名稱	Amt. Req.
1	37-01	Solenoid	電磁閥	1
2	37-02	Solenoid Bracket	電磁閥機體座	1
3	37-03-1	Solenoid Driving Arm	電磁閥驅動臂	1
4				
5	37-05	Nut	螺帽	3
6	18-24	Washer	華司	3
7	37-07	Screw (M3 - 0.5 × 14)	螺絲	1
8	37-08-1	Top Trimmer Guide Plate	上切刀導槽座	1
9	37-09	Screw (M4 - 0.7 × 3)	導槽連接螺絲	1
10	37-10	Screw (M4 - 0.7 × 4.5)	螺絲	2
11	37-11	Spring	拉簧	1
12	37-12-1	Adjusting Screw	調節器	1
13	37-13	Screw (M3 - 0.5)	螺絲	1
14				
15	18-15-1	Screw (M3 - 0.5)	螺絲	2
16	37-16	Washer	墊片	2
17	18-17	Movable Trimming Knife	上切活動刀	1
18	18-18	Fixed Trimming Knife	上切固定刀	1
19	18-19	Screw (M2 - 0.4 × 4)	螺絲	4
20	18-20	Screw (SM9/64 - 40 × 5)	螺絲	2
21	18-21	Screw (M4 - 0.7 × 6)	螺絲	2
22	18-22	Clamp Spring	夾線片	1
23	18-23-1	Knife Press Adjusting Spring	夾線押力片	1
24	18-24	Spring Washer	彈簧華司	1
25	18-25	Adjusting Screw (M3 - 0.5 × 8)	調節螺絲	1
26	18-26	Screw (M3 - 0.5 × 4)	螺絲	1
27	18-27	Nut	調節螺帽	1
28	18-28	Knife Guide Bracket	方向作動調整座	1
29	18-29	Upper Trimming Knife Base	上切刀固定座	1
30	N2230	Screw (M4 - 0.7 × 21)	連座螺絲	2
31	18-31	Screw (M4 - 0.7 × 8)	螺絲	4
32	FA24	Washer	華司	4
33	N3733	Top Thread Trimmer, Complete Set	上切刀整組	1
34	20-32	PVC Cover	PVC套管	1
35	20-33	Connector Cover	連接器套頭	1
36	20-34	Terminal	端子(公)	2

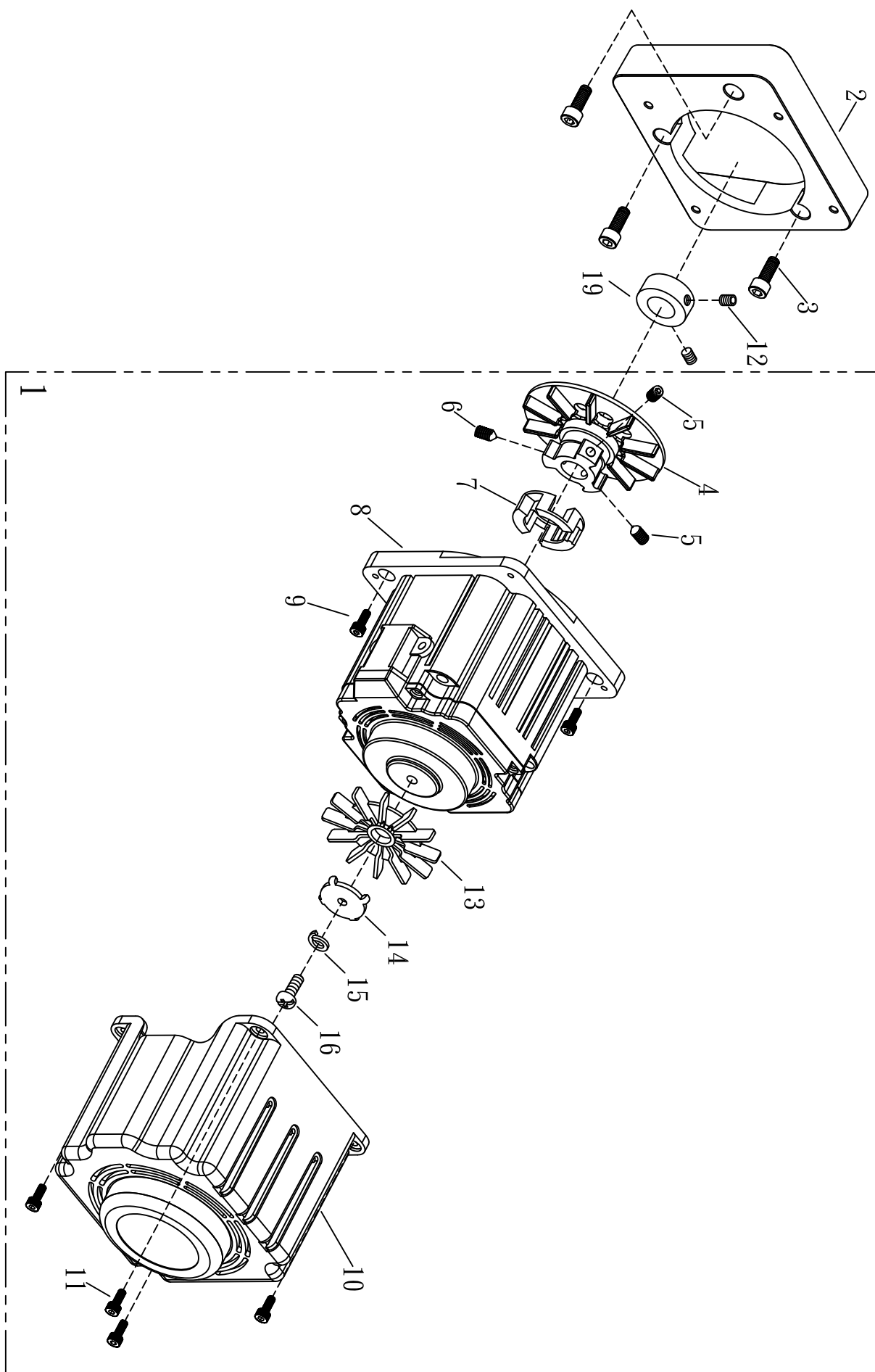


ELECTRIC WIPER (OPTIONAL)

電磁式上撥線機構(選購)

22

Ref. No.	Parts No.	Description	零件名稱	Amt. Req.
1	20-01	Wiper Solenoid	撥線電磁閥	1
2	N2602	Solenoid Support	撥線機體座	1
3	20-03	Wiper Bracket	電磁驅動臂	1
4	N2604	Wiper Bar	撥線搖臂	1
5	N2605	Wiper Hook	撥線勾	1
6	N2606	Clamp Spring	夾線彈簧片	1
7	20-71	Wiper Adjusting Arm	方向作動調整臂	2
8	20-08-1	Solenoid Lever Pin	轉動軸	2
9	20-09	Washer	墊片	2
10	16-28	Retaining Ring	扣環	2
11	20-11-1	Screw	螺絲	2
12	SF228	Screw (M4/0.7×4)	螺絲	2
13	37-05	Nut (M3 × 0.5)	螺帽	3
14	20-14	Screw (M3 × 0.5)	螺絲	1
15	20-15	Screw (M2 × 0.4)	螺絲	1
16	18-26	Screw (M3 × 0.5)	螺絲	1
17	N2617	Solenoid Support Link	連接支撐架	1
18	FA24	Washer (M4)	墊片	2
19	18-31	Screw (M4 × 0.7)	螺絲	2
20	20-20	Pin Screw	驅動臂插銷	1
21	37-13	Screw	螺絲 (M3×0.5)	1
22	N2622	Spring	拉簧	1
23	SV112	Screw (SM9/64)	螺絲	1
24	18-24	Washer	墊片	3
25				
26	20-26	Stop Washer	消力擋	1
27	N2627	Wiper Set	撥線器組	1
28	20-28	Extension Cord	連接延長線	1
29	N2629	Needle Guard	頂針片	1
30	H1341	Retaining Ring	扣環	1



COMPACT – SIZED SERVO MOTOR (OPTIONAL)

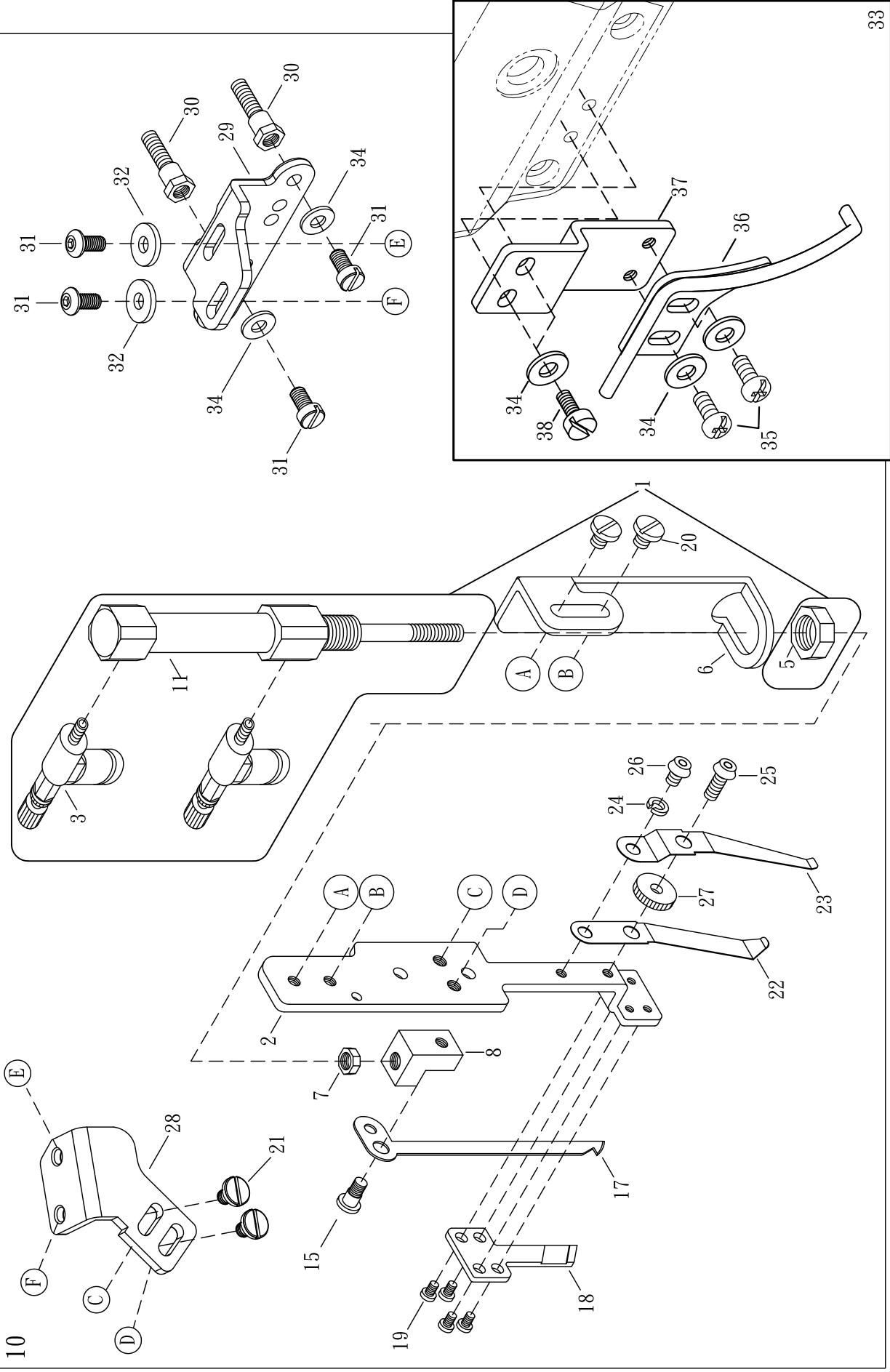
電子小馬達傳動機構(選購)

23

Ref. No.	Parts No.	Description	零件名稱	Amt. Req.
1	VG1701	Direct-drive Servo Motor Assy	直驅馬達整組	1
2	G1601	Machine Rest Board	直驅馬達支撐架	1
3	SF244	Screw (M6 - 1.0 × 16)	螺絲	3
4	VG1704	Head Fan Motor B Ass'y	風扇	1
5	SF241	Screw (M6 - 1.0 × 10)	螺絲	2
6	MIR110	Screw (M6 - 1.0 × 10)尖	螺絲	1
7	VG1707	Rubber Cshion	防震橡膠	1
8	VG1708-1	AC Direct-drive Servo Motor	AC值驅馬達	1
9	SF230	Screw (M5 - 0.8 × 12)	螺絲	3
10	VG1710	Safety Cover	馬達護蓋	1
11	SV221	Screw (M4 - 0.7 × 8)	螺絲	4
12	SF228	Screw (M4 - 0.7 × 4)	螺絲	2
13	VG1713	Head Fan Motor B Ass'y	風扇	1
14	VG1714	Washer	墊片	1
15	VG1715	Spring Washer	彈簧墊片	1
16	VG1716	Screw (M4 - 0.7 × 8)	螺絲	1
17				
18				
19	G1619	Collar	定位環	1

風上切刀及吹風組

整組編 18-10A



TOP THREAD TRIMMER (PNEUMATIC TYPE) AND AIR WIPER (OPTIONAL)			氣壓式上切刀機構與吹風組(選購)	24
Ref. No.	Parts No.	Description	零件名稱	Amt. Req.
1	18-1	Top Trimmer Air Cylinder Complete Set	上切刀氣缸組	1
2	18-2	Fixed Trimmer Knife Holder	氣壓式切刀導槽	1
3	18-3	Pneumatic Regulator	調節閥	2
4	18-4	Top Trimmer Air Cylinder	上切刀氣缸	1
5	18-5	Nut	螺帽	1
6	18-6	Air Cylinder Bracket	氣缸托座	1
7	18-7	Nut	螺帽	1
8	18-8	Movable Trimming Knife Base	活動刀固定座	1
9				1
10	18-10A	Complete Set Pneumatic Top Trimmer	上切刀氣壓組	1
11				
12				
13				
14				
15	18-15-1	Screw	螺絲	2
16				
17	18-17	Movable Trimming Knife	上切活動刀	1
18	18-18	Fixed Trimming Knife	上切固定刀	1
19	18-19	Screw	螺絲	4
20	18-20	Screw	螺絲	2
21	18-21	Screw	螺絲	2
22	18-22	Clamp Spring	夾線片	1
23	18-23-1	Knife Press Adjusting Spring	夾線押力片	1
24	18-24	Washer	華司	1
25	18-25	Adjusting Screw	調節螺絲	1
26	18-26	Screw	螺絲	1
27	18-27	Adjusting Nut	調節螺帽	1
28	18-28	Trimming Movement Base	方向作動整座	1
29	18-29	Trimming Fixed Bracket	上切刀固定作	1
30	N2230	Screw	連座螺絲	2
31	18-31	Screw	螺絲	4
32	FA24	Washer	華司	2
33	24-11A	Air Wiper, Complete Set	吹風撥線管整組	1
34	WF04	Washer	墊片	6
35	MFL080	Screw (M4 - 0.7 × 8)	螺絲	2
36	24-08	Air Wiper Tube	吹風撥線管	1
37	G2407	Air Wiper Bracket	吹風撥線管調節定位座	1
38	SV232	Screw (M4 - 0.7 × 10)	螺絲	2

SL-703-GX-452/460/DS/PLA/VD

4-needle 6-thread feed-off-the-arm Interlock Flatseaming Machine with dual differential feed ratio regulator
手臂型四針六線併縫機(附雙差動送布齒裝置)



SL-2700-AST/EST

Feed-up-the-arm Interlock Machine with Compact Servo Motor and Thread Trimmer
縱筒型三針五線雙面飾綳縫機




SL-2800-356/SM

Feed-up-the-arm Interlock Machine with Compact Servo Motor and Thread Trimmer
縱筒型三針五線雙面飾綳縫機



VG-999ES-AST-TF-DS

Extremely-Small Cylinder-bed Interlock Machine with Thread Trimmer and Top Feeder
超細筒型三針五線雙面飾綳縫機



VG-888S-TF-AST

Small Cylinder-bed Interlock Machine with Thread Trimmer and Top Feeder
細筒型三針五線雙面飾綳縫機(附上送裝置)



VG-888A-TF/AST

Top Feeder for 3-needle 5-thread Cylinder-bed Interlock Machine
橫筒型三針五線雙面飾綳縫機(附上送裝置)



VG-999S-N700-AST-TF-DS

Small Cylinder-bed Interlock Machine with Left hand Knife and Top Feeder for Hemming
細筒型三針五線雙面飾綳縫機(附左修刀)



VG-888A-N600-TF/AST

Interlock Machine with Left-hand Knife and Thread Trimmer for Hemming
橫筒型附左修刀雙面飾綳縫機



SL-1790S

Computer-controlled High-speed Lockstitch Buttonholing Machine
高速電子平頭鎖眼機



VG-999-SB-AST/EST-DS

High-speed Short Cylinder-bed Interlock Machine with Thread Trimmer
短筒型三針五線雙面飾綳縫機



VG-999-R500-AST-RP

Interlock Machine with Right-hand Knife and Rear Puller for Elastic Waistband Attaching
高速橫筒型三針五線附右修刀雙面飾綳縫機



VG-999-356/EST/DS/ZBR

Dual Colors Decorative Stitches Interlock Machine with Top and Under Thread Trimmer
高速橫筒型三針五線雙色上飾綳縫機

